

Master Project List Report

Measure H Bond Program

Bond Project List - March 31, 2015

Category/Project		Status	Budget	Description
Elementary Schools				
Blue Hills Elementary School				
01-8215	Site Utilities Replacement	Active	\$115,719	Install new backflow preventer.
01-8502	Modernization	Active	\$4,826,000	Major ADA upgrades to Student (Kindergarten) and Staff Restrooms. Minor upgrade to Student and Staff Restrooms. Buildings will receive a new fire alarm service, replacement of finishes (flooring, paint, tackable walls, and selected ceiling), refurbishing of casework, window treatments at classrooms. Improve accessibility for drinking fountains, plumbing fixtures and casework in classrooms. Paint exterior building trim. Add kiln room. Expand kitchen. Replace some HVAC units. Add interior walls in main classroom/admin/GLC building.
01-8525	Exterior Painting	Complete	\$156,025	Paint exterior.
01-8536	Technology	Active	\$139,934	District's IT Department site refresh program.
Blue Hills Elementary School Totals:			\$5,237,678	
De Vargas Elementary School				
02-8215	Site Utilities Replacement	Active	\$108,410	Replacement of sanitary sewer lines. Add additional storm drain to eliminate ponding.
02-8502	Modernization	Active	\$2,949,379	Major ADA upgrades to Student (Kindergarten) and Staff Restrooms at Building B. Minor upgrade to Student and Staff Restrooms at buildings A, C and D. Buildings will receive a new fire alarm service, replacement of finishes (flooring, paint, tackable walls, and selected ceiling), refurbishing of casework, window treatments at classrooms. Improve accessibility for plumbing fixtures and casework in classrooms. Replace doors and panic hardware at GLC. Minor HVAC/duct repair. Paint exterior trim, Repair dry rot and replace door and door frames as needed.
02-8521	Lighting Upgrades	Complete	\$56,084	Addition of new parking lot light fixtures/poles, repair/servicing of existing pole mounted light fixtures and the replacement of outdated wall mounted light fixtures with new (energy efficient) light fixtures.
02-8536	Technology	Active	\$146,976	District's IT Department site refresh program.
De Vargas Elementary School Totals:			\$3,260,849	
Dilworth Elementary School				
03-8215	Site Utilities Replacement	Active	\$58,014	Add additional storm drain to eliminate ponding. Install new backflow preventer.

Master Project List Report

Measure H Bond Program

Bond Project List - March 31, 2015

Category/Project		Status	Budget	Description
Elementary Schools				
03-8502	Modernization	Active	\$2,658,829	Major ADA upgrades to Student (Kindergarten) Restrooms at Building A. Minor upgrade to Student and Staff Restrooms at Buildings B, C and D. Buildings will receive a new fire alarm service, replacement of finishes (flooring, paint, tackable walls, and selected ceiling), refurbishing of casework, window treatments at classrooms. Improve accessibility for plumbing fixtures and casework in classrooms. Minor HVAC/duct repair. Paint exterior trim and replace door and door frames as needed.
03-8521	Lighting Upgrades	Complete	\$94,206	Repair/servicing of existing pole mounted light fixtures and the replacement of outdated wall mounted light fixtures with new (energy efficient) light fixtures.
03-8536	Technology	Active	\$137,964	District's IT Department site refresh program.
03-8557	Data Infrastructure Upgrade	Complete	\$369,448	Replace data infrastructure cabling.
Dilworth Elementary School Totals:			\$3,318,461	
Collins Elementary School				
22-8502	Modernization	Active	\$245,025	ADA Upgrades
22-8536	Technology	Active	\$152,855	District's IT Department site refresh program.
Collins Elementary School Totals:			\$397,880	
Eaton Elementary School				
23-8502	Modernization	Active	\$1,205,141	Buildings will receive a new fire alarm service, exterior trim painting and new roofing.
23-8536	Technology	Active	\$187,949	District's IT Department site refresh program.
Eaton Elementary School Totals:			\$1,393,090	
Eisenhower Elementary School				
04-8215	Site Utilities Replacement	Active	\$335,059	Replace domestic water lines. Install new backflow preventer.

Master Project List Report

Measure H Bond Program

Bond Project List - March 31, 2015

Category/Project		Status	Budget	Description
Elementary Schools				
04-8502	Modernization	Active	\$3,118,819	Major ADA upgrades to Student (Kindergarten) and Staff Restrooms at Buildings A and 1. Minor upgrade to Student and Staff Restrooms at Buildings B, 2, 3 and 5. Buildings will receive a new fire alarm service, replacement of finishes (flooring, paint, tackable walls, and selected ceiling), refurbishing of casework, window treatments at classrooms. Improve accessibility for routes of travel, plumbing fixtures and casework in classrooms. Replace doors and panic hardware at GLC. Replace select HVAC units. Paint exterior trim and replace door and door frames as needed.
04-8536	Technology	Active	\$153,474	District's IT Department site refresh program.
Eisenhower Elementary School Totals:			\$3,607,352	
Faria Elementary School				
05-8215	Site Utilities Replacement	Active	\$53,505	Replace (70)LF section of sanitary sewer line. Add additional storm drain to eliminate ponding.
05-8502	Modernization	Active	\$3,600,814	Major ADA upgrades to Student (Kindergarten) and Staff Restrooms at Building B. Minor upgrade to Student and Staff Restrooms at Buildings A, C and D. Buildings will receive a new fire alarm service, replacement of finishes (flooring, paint, tackable walls, and selected ceiling), refurbishing of casework, window treatments at classrooms. Improve accessibility for plumbing fixtures and casework in classrooms. Replace finishes and HVAC at warming kitchen. Paint exterior trim and replace door and door frames as needed.
05-8536	Technology	Active	\$180,715	District's IT Department site refresh program.
05-8550	Growth Portables	Active	\$250,000	Purchase and installation of growth portables.
05-8567	Portable Restroom	Active	\$300,000	New portable restroom facility to serve expanded campus facilities.
Faria Elementary School Totals:			\$4,385,034	
Garden Gate Elementary School				
06-8215	Site Utilities Replacement	Active	\$323,322	Replace domestic water lines. Install new backflow preventer
06-8502	Modernization	Active	\$5,870,591	Major ADA upgrades to Student Restrooms at Buildings 1 and 3. Minor upgrade to Student and Staff Restrooms at buildings 1, 2, 3, 5 and MP. Buildings will receive a new fire alarm service, replacement of finishes (flooring, paint, tackable walls, and selected ceiling), refurbishing of casework, window treatments at classrooms. Improve accessibility for plumbing fixtures and casework in classrooms. Replace doors and hardware at the multi-purpose room. Replace finishes at warming kitchen. Paint exterior trim and new roofing.



Master Project List Report

Measure H Bond Program

Bond Project List - March 31, 2015

Category/Project		Status	Budget	Description
Elementary Schools				
06-8536	Technology	Active	\$152,497	District's IT Department site refresh program.
06-8557	Data Infrastructure Upgrade	Complete	\$515,112	Replace data infrastructure cabling.
Garden Gate Elementary School Totals:			\$6,861,522	
John Muir Elementary School				
10-8502	Modernization	Active	\$4,903,809	Major ADA upgrades to Student and Staff Restrooms at Buildings A, B, C and D. Minor upgrades to Student and Staff Restrooms at Buildings C, E and F. Earthquake Retrofits for Building A. Buildings will receive a new fire alarm service, replacement of finishes (flooring, paint, tackable walls, and selected ceiling), refurbishing of casework, window treatments at classrooms. Improve accessibility for plumbing fixtures and casework in classrooms. Replace finishes at warming kitchen. Replace door and door frames as needed, paint exterior trim and repair dry rot. Expand administration area.
10-8528	Roofing	Complete	\$152,059	Roof Replacement Classroom Wing 11-18
10-8536	Technology	Active	\$142,601	District's IT Department site refresh program.
10-8567	YCC/CAP Relocation	Active	\$1,030,000	Relocation of 3 YCC classrooms and 2 CAP facilities from Sedgwick Elementary
John Muir Elementary School Totals:			\$6,228,469	
Lincoln Elementary School				
07-8215	Site Utilities Replacement	Active	\$375,000	Replace domestic water system.
07-8502	Modernization	Active	\$4,225,430	Major ADA upgrades to Student (Kindergarten) and Staff Restrooms at Building B and K. Minor upgrade to Student and Staff Restrooms at buildings A, C, D and F. Buildings will receive a new fire alarm service, replacement of finishes (flooring, paint, tackable walls, and selected ceiling), refurbishing of casework, window treatments at classrooms. Improve accessibility for drinking fountains, plumbing fixtures and casework in classrooms. Replace HVAC at portable. Convert old kitchen to science lab. Replace finishes at warming kitchen. New roofing and re-roof at Buildings C and D, Paint exterior trim, repair dry rot and replace door and door frames as needed. New lunch tables. Replace existing sewer piping, add backflow preventer and install booster pump for irrigation system.
07-8521	Lighting Upgrades	Complete	\$39,391	Replacement of outdated wall mounted light fixtures with new (energy efficient) light fixtures.
07-8528	Roofing	Complete	\$510,010	Roof Replacement, Buildings 'C', 'D,' and 'E.'



Master Project List Report

Measure H Bond Program

Bond Project List - March 31, 2015

Category/Project	Status	Budget	Description
Elementary Schools			
07-8536 Technology	Active	\$182,912	District's IT Department site refresh program.
07-8579 Roofing Phase II	Active	\$400,000	This project is to redo a portion of the scope of work completed during project 07-8528 - Re-Roof Buildings 'C', 'D,' and 'E.'
Lincoln Elementary School Totals:		\$5,732,743	
McAuliffe Elementary School			
16-8215 Site Utilities Replacement	Active	\$83,379	Add additional storm drain to eliminate ponding. Install new backflow preventer.
16-8502 Modernization	Active	\$2,969,849	Major ADA upgrades to Student and Staff Restrooms. Minor upgrade to all Student and Staff Restrooms. Buildings will receive a new fire alarm service, replacement of finishes (flooring, paint, tackable walls, and selected ceiling), refurbishing of casework, window treatments at classrooms. Improve accessibility for plumbing fixtures and casework in classrooms. Replace finishes at warming kitchen. New roofing, paint exterior trim.
16-8521 Lighting Upgrades	Complete	\$119,998	Addition of new parking lot light fixtures/poles and the replacement of outdated wall mounted light fixtures with new (energy efficient) light fixtures.
16-8525 Exterior Painting	Complete	\$158,576	Paint exterior.
16-8536 Technology	Active	\$143,257	District's IT Department site refresh program.
16-8557 Data Infrastructure Upgrade	Complete	\$252,818	Replace data infrastructure cabling.
McAuliffe Elementary School Totals:		\$3,727,877	
Meyerholz Elementary School			
08-8502 Modernization	Active	\$7,477,959	Modernization of Buildings C, D and E. Minor upgrade to Student and Staff Restrooms at buildings A, B and E. Major ADA upgrades to Student (Kindergarten) and Staff Restrooms at Building B, C and D. Earthquake retrofit for Buildings B, C and D. Modernization of Buildings C, D and E. Buildings will receive a new fire alarm service, replacement of finishes (flooring, paint, tackable walls, and selected ceiling), refurbishing of casework, window treatments at classrooms. Improve accessibility for plumbing fixtures and casework in classrooms. Replace some HVAC units. New roofing, paint exterior trim. Expansion of office space.
08-8521 Lighting Upgrades	Complete	\$65,875	Addition of new parking lot light fixtures/poles.
08-8536 Technology	Active	\$157,260	District's IT Department site refresh program.
08-8550 Growth Portables	Active	\$275,000	Purchase and installation of growth portables.



Master Project List Report

Measure H Bond Program

Bond Project List - March 31, 2015

Category/Project	Status	Budget	Description	
Elementary Schools				
08-8557	Data Infrastructure Upgrade	Complete	\$252,814	Replace data infrastructure cabling.
08-8567	Interim Housing	Active	\$215,000	Temporary classroom space to house students displaced due to Meyerholz Elementary School - Interim Housing (08-8502)
Meyerholz Elementary School Totals:			\$8,443,908	
Montclair Elementary School				
09-8502	Modernization	Active	\$3,941,876	Major ADA upgrades to Student and Staff Restrooms C and D. Minor upgrade to Student and Staff Restrooms at Buildings A, C and C. Buildings will receive a new fire alarm service, replacement of finishes (flooring, paint, tackable walls, and selected ceiling), refurbishing of casework, window treatments at classrooms. Improve accessibility for drinking fountains, plumbing fixtures and casework in classrooms. Paint exterior trim.
09-8512	Drainage Upgrade and Track Refurbishment	Active	\$98,969	Due to existing conditions, the track need to be repaired for PE classes.
09-8536	Technology	Active	\$142,107	District's IT Department site refresh program.
09-8567	SDC Relocation	Active	\$276,031	Relocate CAP classes out of general classroom wing.
Montclair Elementary School Totals:			\$4,458,983	
Murdock Portal Elementary School				
21-8502	Modernization	Active	\$607,405	Paint exterior building trim and minor site utilities.
21-8527	Domestic Water Replacement	Complete	\$254,019	The main water supply has deteriorated to the point of catastrophic failure. This existing main black iron pipe needs to be fully removed and replaced.
21-8536	Technology	Active	\$143,982	District's IT Department site refresh program.
Murdock Portal Elementary School Totals:			\$1,005,406	
Nimitz Elementary School				
12-8502	Modernization	Active	\$5,115,100	Minor upgrade to all Student and Staff Restrooms. Buildings will receive a new fire alarm service, replacement of finishes (flooring, paint, tackable walls, and selected ceiling), refurbishing of casework, window treatments at classrooms. Improve accessibility for plumbing fixtures and casework in classrooms. Replace finishes at warming kitchen. Paint exterior building trim and new roof. Replace select HVAC units.

Master Project List Report

Measure H Bond Program

Bond Project List - March 31, 2015

Category/Project		Status	Budget	Description
Elementary Schools				
12-8536	Technology	Active	\$230,820	District's IT Department site refresh program.
Nimitz Elementary School Totals:			\$5,345,920	
Regnart Elementary School				
17-8215	Site Utilities Replacement	Active	\$59,163	Add additional storm drain to eliminate ponding.
17-8502	Modernization	Active	\$5,284,185	Major ADA upgrades to Student (Kindergarten) and Staff Restrooms at Building B. Minor upgrade to Student and Staff Restrooms at buildings A, C and D. Replace covered walkway. Buildings will receive a new fire alarm service, replacement of finishes (flooring, paint, tackable walls, and selected ceiling), refurbishing of casework, window treatments at classrooms. Improve accessibility for plumbing fixtures and casework in classrooms. Replace doors and hardware at multi-purpose room. Paint exterior building trim and new roofing. Replace select HVAC units.
17-8521	Lighting Upgrades	Complete	\$53,819	Addition of new parking lot light fixtures/poles, repair/servicing of existing pole mounted light fixtures and the replacement of outdated wall mounted light fixtures with new (energy efficient) light fixtures.
17-8536	Technology	Active	\$148,089	District's IT Department site refresh program.
17-8557	Data Infrastructure Upgrade	Complete	\$352,854	Replace data infrastructure cabling.
Regnart Elementary School Totals:			\$5,898,110	
Sedgwick Elementary School				
14-8502	Modernization	Active	\$5,699,640	Minor upgrades to Student and Staff Restrooms. Buildings will receive a new fire alarm service, replacement of finishes (flooring, paint, tackable walls, and selected ceiling), refurbishing of casework, window treatments at classrooms. Improve accessibility for plumbing fixtures and casework in classrooms. Replace doors and hardware at multi-purpose room. Paint exterior of Building B and new roofing.
14-8536	Technology	Active	\$190,043	District's IT Department site refresh program.
Sedgwick Elementary School Totals:			\$5,889,683	
Stevens Creek Elementary School				
18-8215	Site Utilities Replacement	Active	\$109,753	Replacement of sanitary sewer lines. Add additional storm drain to eliminate ponding.

Master Project List Report

Measure H Bond Program

Bond Project List - March 31, 2015

Category/Project		Status	Budget	Description
Elementary Schools				
18-8502	Modernization	Active	\$6,945,649	Major ADA upgrades to Student (Kindergarten) and Staff Restrooms at Building A, B, D and E. Minor upgrade to Student and Staff Restrooms at buildings A, B and C. Modernization at Building D and E. Buildings will receive a new fire alarm service, replacement of finishes (flooring, paint, tackable walls, and selected ceiling), refurbishing of casework, window treatments at classrooms. Improve accessibility for plumbing fixtures and casework in classrooms. Replace entry doors and hardware at Building A. Replace finishes at warming kitchen. Paint exterior of building and new roofing. New dumpster enclosure. Replace selected HVAC units in Building A
18-8536	Technology	Active	\$147,566	District's IT Department site refresh program.
18-8557	Data Infrastructure Upgrade	Complete	\$324,805	Replace data infrastructure cabling.
Stevens Creek Elementary School Totals:			\$7,527,773	
Stockmeir Elementary School				
19-8215	Site Utilities Replacement	Active	\$30,075	Install new backflow preventer.
19-8502	Modernization	Active	\$5,689,235	Minor upgrades to Student and Staff Restrooms at buildings 1, 2, 4, 5 and 6. Earthquake retrofits for Pod C. Buildings will receive a new fire alarm service, replacement of finishes (flooring, paint, tackable walls, and selected ceiling), refurbishing of casework, window treatments at classrooms. Improve accessibility for plumbing fixtures and casework in classrooms. Replace finishes at warming kitchen. Paint exterior of trim.
19-8536	Technology	Active	\$221,837	District's IT Department site refresh program.
Stockmeir Elementary School Totals:			\$5,941,147	
West Valley Elementary School				
20-8502	Modernization	Active	\$7,713,813	Major ADA upgrades to Student (Kindergarten) and Staff Restrooms at Buildings A, B, C and K. Minor upgrade to Student and Staff Restrooms at buildings A and D. Replace covered walkway. Earthquake retrofit for Buildings B and C. Buildings will receive a new fire alarm service, replacement of finishes (flooring, paint, tackable walls, and selected ceiling), refurbishing of casework, window treatments at classrooms. Improve accessibility for plumbing fixtures and casework in classrooms. New special Ed classrooms. Replace finishes at warming kitchen. Replace windows in B and C (excluding Admin area). New roofing and paint exterior trim.
20-8536	Technology	Active	\$125,716	District's IT Department site refresh program.
20-8550	Replace Portable Classroom	Active	\$1,000,000	Replace portable classrooms 23-27.



Master Project List Report

Measure H Bond Program

Bond Project List - March 31, 2015

Category/Project	Status	Budget	Description
Elementary Schools			
20-8567 Interim Housing	Active	\$1,050,000	Temporary classroom space for Fall 2014 & Spring 2015 to house students displaced due to West Valley Elementary School - Modernization (20-8502)
West Valley Elementary Totals:		\$9,889,529	
Elementary Schools Totals:		\$98,551,414	

Middle Schools

Cupertino Middle School			
25-8215 Site Infrastructure	Active	\$1,858,174	The demolition of the one story locker room buildings (Building 400) and the installation of electrical (conduit only), domestic water, storm drain and sewer line infrastructure for the new Multi-Purpose Building and Two-Story Classroom Building.
25-8501 New Classroom Building	Active	\$6,809,969	The project includes the construction of a new two story classroom building that will add needed science (10) and general education classrooms (10), and replace outdated portables.
25-8502 Mod. of Bldg. 100, 200, 300 and Classroom 1 and 2	Active	\$5,607,075	The modernization of Building 100, the Administration will be remodeled to allow for additional support staff, Building 200 will be reconfigured to allow expanded library areas, Building 300 will be remodeled for the expanding performing arts program and to improve the student "point of service" for food service and a portion of Building 500 (classroom 1 & 2) will be reconfigured to provide a new staff work room, teacher lounge and restrooms. Reroofing of buildings 100, 200 and 300.
25-8505 Multi-Purpose Building	Active	\$11,611,270	The construction of Multi-Purpose Building and playground area, which will provide additional space for the physical education program and the performing arts programs.
25-8506 Modernization of 500, 600, 700 , 800 and 900	Active	\$5,765,283	Buildings will receive upgrades to restrooms, fire alarm service, and replacement of finishes (flooring, paint, tackable walls, and selected ceiling), refurbishing of casework, window treatments at classrooms and exterior painting of the building trim.
25-8512 Quad	Active	\$2,135,672	Create a quadrangle area for student breaks and for physical education.
25-8536 Technology	Active	\$228,473	District's IT Department site refresh program.
25-8567 Interim Housing	Active	\$1,237,690	The project is the Installation of 7 new portables (6 classrooms and 1 restroom) and relocation of 3 existing classroom portables.
Cupertino Middle School Totals:		\$35,253,605	

Hyde Middle School



Master Project List Report

Measure H Bond Program

Bond Project List - March 31, 2015

Category/Project	Status	Budget	Description
Middle Schools			
26-8502 Campus Modernization	Active	\$6,008,285	Buildings will receive upgrades to restrooms, a new fire alarm service, replacement of finishes (flooring, paint, tackable walls, and selected ceiling), refurbishing of casework, window treatments at classrooms, replacement of the clay tile roof and exterior painting of the building trim. The site will also receive replacement of concrete walks at the Quad, upgrade to the storm drain and domestic water system, additional exterior lighting and an enlarged bike cage area.
26-8528 Roofing Replacement	Active	\$350,000	Reroofing of Multipurpose (Building 400) and Gym (Building 500).
26-8536 Technology	Active	\$171,124	District's IT Department site refresh program.
26-8550 Interim Housing	Active	\$574,721	Temporary classroom space to house students displaced due to Hyde Middle School - Campus Modernization (26-8502)
26-8567 Growth Portables	Pending	\$0	
Hyde Middle School Totals:		\$7,104,130	
Kennedy Middle School			
27-8502 Campus Modernization	Active	\$6,232,052	Buildings will receive upgrades to restrooms, a new fire alarm service, replacement of finishes (flooring, paint, tackable walls and selected ceiling) refurbishing of casework, window treatments at classrooms and exterior painting of the building trim. The site will also receive upgrades to the sewer system, additional exterior lighting, repair of ramps to portables and an enlarged bike cage area.
27-8536 Technology	Active	\$192,492	District's IT Department site refresh program.
27-8550 Interim Housing	Active	\$800,000	Temporary classroom space to house students displaced due to Kennedy Middle School - Campus Modernization (27-8502).
27-8567 Growth Portables	Active	\$400,000	Additional facilities to accommodate enrollment growth.
Kennedy Middle School Totals:		\$7,624,544	
Lawson Middle School			
24-8213 Soil Remediation	Complete	\$160,607	The off haul and disposal of Class 1 material to an authorized landfill from around the old District Office site.
24-8215 Site Infrastructure	Active	\$596,207	The installation of electrical (conduit only), domestic water, storm drain and sewer line infrastructure for the new Music Building and Two-Story Classroom Building.

Master Project List Report

Measure H Bond Program

Bond Project List - March 31, 2015

Category/Project		Status	Budget	Description
Middle Schools				
24-8501	New Classroom Building	Active	\$10,313,801	The project includes the construction of a new two story classroom building that will add needed science (10) and general education classrooms (10), and replace outdated portables.
24-8502	Modernization of Classrooms 3, 25 and 26	Active	\$983,913	The existing spaces will be modernized to provide additional space for the physical education program and the performing arts program and the modernization of existing staff area.
24-8505	New Music Building	Active	\$2,450,779	The construction of Music Building, which will provide additional space for the performing arts programs.
24-8506	Campus Modernization	Active	\$1,557,395	Roofing repair and exterior painting of building trim.
24-8512	Track & Field	Active	\$3,685,544	Construct a new track and field and expand playground area.
24-8536	Technology	Active	\$303,676	District's IT Department site refresh program.
24-8551	District Office Demolition	Active	\$1,004,109	Demolition of two (2) one story office buildings, one (1) storage buildings and one (1) hazardous material collection station. Site prep for four (4) modular buildings, site grading, hydro-seeding, asphalt paving, fencing, electrical, domestic water, and, sewer line infrastructure and new hazardous material collection station.
24-8567	Interim Housing	Active	\$996,171	The project is the Installation of 4 new portable classrooms and relocation of 5 existing classroom portables and modifications to the existing track and field.
Lawson Middle School Totals:			\$22,052,202	
Miller Middle School				
28-8502	Campus Modernization	Active	\$5,681,129	Buildings will receive upgrades to restrooms, a new fire alarm service, replacement of finishes (flooring, paint, tackable walls and selected ceiling) refurbishing of casework, window treatments at classrooms and exterior painting of the building trim. The site will also receive additional exterior lighting, ball wall and additional lunch tables
28-8536	Technology	Active	\$158,199	District's IT Department site refresh program.
28-8550	Interim Housing	Active	\$681,979	Temporary classroom space to house students displaced due to Miller Middle School - Campus Modernization (28-8502).
28-8567	Growth Portables	Pending	\$0	
Miller Middle School Totals:			\$6,521,308	
Middle Schools Totals:			\$78,555,789	



Master Project List Report

Measure H Bond Program

Bond Project List - March 31, 2015

Category/Project		Status	Budget	Description
Districtwide				
Districtwide - General				
14-8501	Property Acquisition/Improvement	Active	\$5,000,000	Acquisition of property and improvement
15-8511	Central Kitchen - Lease Option	Active	\$3,956,000	Lease space within District attendance boundaries, for the District's Central Kitchen (currently at Stockmeir).
31-8501	District Corporation Yard	Active	\$519,326	Construct new pre-fabricated metal building to replace disrupted storage and shops.
32-8537	District Office - Lease Option	Active	\$4,300,000	Lease commercial office space within District attendance boundaries, determine space program and construct new office space for all District administrative functions. Move District administrative staff into new facilities.
66-8201	Energy Efficiency / Solar Projects	Active	\$2,210,000	Implement long term savings through more effective energy consumption
66-8213	Hazardous Material Removal	Active	\$640,021	As part of the budget, funds have been set aside to Abatement of asbestos, lead paint and other materials as needed.
66-8508	Playgrounds / Landscaping / Fields	Active	\$5,496,995	As part of the budget, a fund have been set aside for the refurbishment of blacktop and parking lots, playground/fall surface replacement and fields those most in need of work.
66-8534	Furniture, Fixtures & Equipment	Active	\$850,000	Classroom furniture for new facilities.
66-8540	District Wide Security	Active	\$375,000	New project for computer charging cart security.
66-8550	Interim Housing	Active	\$843,299	As part of the budget, funds have been set aside to accommodate temporary housing of educational programs displaced while facilities are under construction or renovation.
66-8562	DSA Legacy Project Closeout	Active	\$100,000	DSA closeout activities related to legacy projects.
66-8565	Moving and Storage	Active	\$1,798,093	As part of the budget, funds have been set aside to move and storage classroom furniture/ equipment while facilities are under construction or renovation.
66-8567	Purchase of District-Leased Portable Classrooms	Active	\$1,900,000	As part of the program, the District will purchase some modular which are deemed to be needed long term.
Districtwide - General Totals			\$27,988,734	
Program Costs				
66-8502	Bond Program Admin Expenses	Active	\$2,550,000	As part of the budget, funds have been set aside for District employee expenses related to the direct management of Measure H.
66-8541	Bond Program Planning	Active	\$1,300,000	As part of the budget, funds have been set aside for district wide planning efforts, studies, reports and other planning costs.
66-8561	Bond Program Miscellaneous Expenses	Active	\$1,550,000	As part of the budget, funds have been set aside for Bond Costs, Legal Fees, District-wide consultants and other miscellaneous costs.



Master Project List Report

Measure H Bond Program

Bond Project List - March 31, 2015

Category/Project	Status	Budget	Description
Districtwide			
Program Costs Totals:		\$5,400,000	
Technology			
63-8536 Technology	Active	\$5,296,513	Replace computers, peripheral devices and user software platforms which don't meet District standards. Replace aging voice-over-IP phone system. Upgrade campus local area networks to increase speed and capacity. Provide wireless access points in each classroom, ancillary space and large assembly area to support wireless access to digital information. Create a new network portal to support multi-device usage by students and staff.
66-8536 Technology - Data Infrastructure	Active	\$475,602	Replace data infrastructure cabling.
Technology Totals:		\$5,772,115	
Contingency			
52-8513 Growth Contingency	Active	\$1,103,570	For new facilities required from additional enrollment.
66-8513 Program Contingency	Active	\$3,189,487	Contingency funds to use throughout Measure H.
Contingency Totals:		\$4,293,057	
Districtwide Totals:		\$43,453,906	
Grand Total:		\$220,561,109	

Bond List Revisions Approval Request

Measure H Bond Program

Bond List Revision #7 - March 10, 2015

Category/Project		Approved Budget	Proposed Budget	Proposed Revision	Reason
Elementary Schools					
Blue Hills Elementary School					
01-8215	Site Utilities Replacement	\$115,719	\$115,719		
01-8502	Modernization	\$4,500,000	\$4,826,000	\$326,000	Budget increased based on updated needs analysis. Transfer of funds from district wide categories to project specific budgets. Budget transfers of \$302,000 from District Wide - Playgrounds / Landscaping / Fields (66-8508) and \$24,000 from District Wide - Hazardous Material Removal (66-8213).
01-8525	Exterior Painting	\$156,025	\$156,025		
01-8536	Technology	\$139,934	\$139,934		
Blue Hills Elementary School Totals:		\$4,911,678	\$5,237,678	\$326,000	
De Vargas Elementary School					
02-8215	Site Utilities Replacement	\$108,410	\$108,410		
02-8502	Modernization	\$2,789,379	\$2,949,379	\$160,000	Budget increased based on updated needs analysis. Transfer of funds from district wide categories to project specific budgets. Budget transfers of \$105,000 from District Wide - Playgrounds / Landscaping / Fields (66-8508) and \$55,000 from District Wide - Hazardous Material Removal (66-8213).
02-8521	Lighting Upgrades	\$56,084	\$56,084		
02-8536	Technology	\$146,976	\$146,976		
De Vargas Elementary School Totals:		\$3,100,849	\$3,260,849	\$160,000	
Dilworth Elementary School					
03-8215	Site Utilities Replacement	\$58,014	\$58,014		

Bond List Revisions Approval Request

Measure H Bond Program

Bond List Revision #7 - March 10, 2015

Category/Project	Approved Budget	Proposed Budget	Proposed Revision	Reason
Elementary Schools				
03-8502 Modernization	\$2,414,829	\$2,658,829	\$244,000	Budget increased based on updated needs analysis. Transfer of funds from district wide categories to project specific budgets. Budget transfers of \$166,000 from District Wide - Playgrounds / Landscaping / Fields (66-8508) and \$78,000 from District Wide - Hazardous Material Removal (66-8213).
03-8521 Lighting Upgrades	\$94,206	\$94,206		
03-8536 Technology	\$137,964	\$137,964		
03-8557 Data Infrastructure Upgrade	\$369,448	\$369,448		
Dilworth Elementary School Totals:		\$3,074,461	\$3,318,461	\$244,000
Collins Elementary School				
22-8502 Modernization	\$245,025	\$245,025		
22-8536 Technology	\$152,855	\$152,855		
Collins Elementary School Totals:		\$397,880	\$397,880	\$0
Eaton Elementary School				
23-8502 Modernization	\$1,205,141	\$1,205,141		
23-8536 Technology	\$187,949	\$187,949		
Eaton Elementary School Totals:		\$1,393,090	\$1,393,090	\$0
Eisenhower Elementary School				
04-8215 Site Utilities Replacement	\$335,059	\$335,059		
04-8502 Modernization	\$3,118,819	\$3,118,819		



Bond List Revisions Approval Request

Measure H Bond Program

Bond List Revision #7 - March 10, 2015

Category/Project	Approved Budget	Proposed Budget	Proposed Revision	Reason
Elementary Schools				
04-8536 Technology	\$153,474	\$153,474		
Eisenhower Elementary School Totals:		\$3,607,352	\$3,607,352	\$0
Faria Elementary School				
05-8215 Site Utilities Replacement	\$53,505	\$53,505		
05-8502 Modernization	\$3,600,814	\$3,600,814		
05-8536 Technology	\$180,715	\$180,715		
05-8550 Growth Portables	\$250,000	\$250,000		
05-8567 Portable Restroom	\$0	\$300,000	\$300,000	New Project. New portable restroom facility to serve expanded campus facilities. Transfer of funds in the amount of \$300,000 from District Wide - Growth Contingency (52-8513).
Faria Elementary School Totals:		\$4,085,034	\$4,385,034	\$300,000
Garden Gate Elementary School				
06-8215 Site Utilities Replacement	\$323,322	\$323,322		
06-8502 Modernization	\$5,570,591	\$5,870,591	\$300,000	Budget increased based on updated needs analysis. Transfer of funds in the amount of \$300,000 from District Wide - Interim Housing (66-8550).
06-8536 Technology	\$152,497	\$152,497		
06-8557 Data Infrastructure Upgrade	\$515,112	\$515,112		
Garden Gate Elementary School Totals:		\$6,561,522	\$6,861,522	\$300,000
John Muir Elementary School				

Bond List Revisions Approval Request

Measure H Bond Program

Bond List Revision #7 - March 10, 2015

Category/Project	Approved Budget	Proposed Budget	Proposed Revision	Reason
Elementary Schools				
10-8502 Modernization	\$4,903,809	\$4,903,809		
10-8528 Roofing	\$152,059	\$152,059		
10-8536 Technology	\$142,601	\$142,601		
10-8567 YCC/CAP Relocation	\$994,098	\$1,030,000	\$35,902	Budget increased based on contractor's bid coming in higher than budget. Transfer of funds in the amount of \$35,901.55 from District Wide - Growth Contingency (52-8513).
John Muir Elementary School Totals:	\$6,192,567	\$6,228,469	\$35,902	
Lincoln Elementary School				
07-8215 Site Utilities Replacement	\$375,000	\$375,000		
07-8502 Modernization	\$4,225,430	\$4,225,430		
07-8521 Lighting Upgrades	\$39,391	\$39,391		
07-8528 Roofing	\$510,010	\$510,010		
07-8536 Technology	\$178,020	\$182,912	\$4,892	Additional technology refresh expenditures at site. Transfer of funds in the amount of \$4,892.38 from District Wide - Technology (63-8536).
07-8579 Roofing Phase II	\$600,000	\$400,000	(\$200,000)	Budget decreased based on estimate at completion projected to be lower than budget. Transfer of funds in the amount of \$200,000.00 to District Wide - Program Contingency (66-8513).
Lincoln Elementary School Totals:	\$5,927,851	\$5,732,743	(\$195,108)	
McAuliffe Elementary School				
16-8215 Site Utilities Replacement	\$83,379	\$83,379		
16-8502 Modernization	\$2,969,849	\$2,969,849		



Bond List Revisions Approval Request

Measure H Bond Program

Bond List Revision #7 - March 10, 2015

Category/Project	Approved Budget	Proposed Budget	Proposed Revision	Reason
Elementary Schools				
16-8521 Lighting Upgrades	\$119,998	\$119,998		
16-8525 Exterior Painting	\$158,576	\$158,576		
16-8536 Technology	\$143,257	\$143,257		
16-8557 Data Infrastructure Upgrade	\$252,818	\$252,818		
McAuliffe Elementary School Totals:	\$3,727,877	\$3,727,877	\$0	
Meyerholz Elementary School				
08-8502 Modernization	\$8,777,959	\$7,477,959	(\$1,300,000)	Budget decreased based on estimate at completion projected to be lower than budget. Transfer of funds in the amount of \$1,300,000.00 to District Wide - Program Contingency (66-8513).
08-8521 Lighting Upgrades	\$65,875	\$65,875		
08-8536 Technology	\$157,260	\$157,260		
08-8550 Growth Portables	\$275,000	\$275,000		
08-8557 Data Infrastructure Upgrade	\$252,814	\$252,814		
08-8567 Interim Housing	\$215,000	\$215,000		
Meyerholz Elementary School Totals:	\$9,743,908	\$8,443,908	(\$1,300,000)	
Montclair Elementary School				
09-8502 Modernization	\$3,787,876	\$3,941,876	\$154,000	Budget increased based on updated needs analysis. Transfer of funds from district wide categories to project specific budgets. Budget transfers of \$128,000 from District Wide - Playgrounds / Landscaping / Fields (66-8508) and \$26,000 from District Wide - Hazardous Material Removal (66-8213).



Bond List Revisions Approval Request

Measure H Bond Program

Bond List Revision #7 - March 10, 2015

Category/Project		Approved Budget	Proposed Budget	Proposed Revision	Reason
Elementary Schools					
09-8512	Drainage Upgrade and Track Refurbishment	\$150,000	\$98,969	(\$51,031)	Budget decreased based on estimate at completion projected to be lower than budget. Transfer of funds in the amount of \$51,030.70 to Montclair Elementary School - SDC Relocation (09-8567).
09-8536	Technology	\$142,107	\$142,107		
09-8567	SDC Relocation	\$225,000	\$276,031	\$51,031	Budget increased based on estimate at completion projected to be higher than budget. Transfer of funds in the amount of \$51,030.70 from Montclair Elementary School - Drainage Upgrade and Track Refurbishment (09-8512).
Montclair Elementary School Totals:		\$4,304,983	\$4,458,983	\$154,000	
Murdock Portal Elementary School					
21-8502	Modernization	\$607,405	\$607,405		
21-8527	Domestic Water Replacement	\$232,247	\$254,019	\$21,772	Budget increased based on additional scope of work. Transfer of funds in the amount of \$21,771.61 from District Wide - Program Contingency (66-8513).
21-8536	Technology	\$143,982	\$143,982		
Murdock Portal Elementary School Totals:		\$983,634	\$1,005,406	\$21,772	
Nimitz Elementary School					
12-8502	Modernization	\$5,115,100	\$5,115,100		
12-8536	Technology	\$230,820	\$230,820		
Nimitz Elementary School Totals:		\$5,345,920	\$5,345,920	\$0	
Regart Elementary School					
17-8215	Site Utilities Replacement	\$59,163	\$59,163		
17-8502	Modernization	\$5,634,185	\$5,284,185	(\$350,000)	Budget decreased based on estimate at completion projected to be lower than budget. Transfer of funds in the amount of \$350,000.00 to District Wide - Program Contingency (66-8513).



Bond List Revisions Approval Request

Measure H Bond Program

Bond List Revision #7 - March 10, 2015

Category/Project	Approved Budget	Proposed Budget	Proposed Revision	Reason
Elementary Schools				
17-8521 Lighting Upgrades	\$53,819	\$53,819		
17-8536 Technology	\$132,103	\$148,089	\$15,986	Additional technology refresh expenditures at site. Transfer of funds in the amount of \$15,986.25 from District Wide - Technology (63-8536).
17-8557 Data Infrastructure Upgrade	\$352,854	\$352,854		
Regnart Elementary School Totals:	\$6,232,124	\$5,898,110	(\$334,014)	
Sedgwick Elementary School				
14-8502 Modernization	\$6,149,640	\$5,699,640	(\$450,000)	Budget decreased based on estimate at completion projected to be lower than budget. Transfer of funds in the amount of \$450,000.00 to District Wide - Program Contingency (66-8513).
14-8536 Technology	\$190,043	\$190,043		
Sedgwick Elementary School Totals:	\$6,339,683	\$5,889,683	(\$450,000)	
Stevens Creek Elementary School				
18-8215 Site Utilities Replacement	\$109,753	\$109,753		
18-8502 Modernization	\$6,297,649	\$6,945,649	\$648,000	Budget increased based on updated needs analysis. Transfer of funds from district wide categories to project specific budgets. Budget transfers of \$573,000 from District Wide - Playgrounds / Landscaping / Fields (66-8508) and \$75,000 from District Wide - Hazardous Material Removal (66-8213).
18-8536 Technology	\$147,566	\$147,566		
18-8557 Data Infrastructure Upgrade	\$324,805	\$324,805		
Stevens Creek Elementary School Totals:	\$6,879,773	\$7,527,773	\$648,000	
Stocklmeir Elementary School				

Bond List Revisions Approval Request

Measure H Bond Program

Bond List Revision #7 - March 10, 2015

Category/Project	Approved Budget	Proposed Budget	Proposed Revision	Reason
Elementary Schools				
19-8215 Site Utilities Replacement	\$30,075	\$30,075		
19-8502 Modernization	\$5,689,235	\$5,689,235		
19-8536 Technology	\$221,837	\$221,837		
Stockmeir Elementary School Totals:	\$5,941,147	\$5,941,147	\$0	
West Valley Elementary School				
20-8502 Modernization	\$7,713,813	\$7,713,813		
20-8536 Technology	\$122,537	\$125,716	\$3,179	Additional technology refresh expenditures at site. Transfer of funds in the amount of \$3,178.58 from District Wide - Technology (63-8536).
20-8550 Replace Portable Classroom	\$0	\$1,000,000	\$1,000,000	New Project. Replace portable classrooms 23-27. Transfer of funds in the amount of \$1,000,000 from District Wide - Program Contingency (66-8513).
20-8567 Interim Housing	\$1,350,000	\$1,050,000	(\$300,000)	Budget decreased based on estimate at completion projected to be lower than budget. Transfer of funds in the amount of \$300,000.00 to District Wide - Program Contingency (66-8513).
West Valley Elementary Totals:	\$9,186,350	\$9,889,529	\$703,179	
Elementary Schools Totals:	\$97,937,683	\$98,551,414	\$613,730	
Middle Schools				
Cupertino Middle School				
25-8215 Site Infrastructure	\$1,864,163	\$1,858,174	(\$5,989)	Budget decreased based on estimate at completion projected to be lower than budget. Transfer of funds in the amount of \$5,989.18 to Cupertino Middle School - Mod. of Bldg. 100, 200, 300 and Classroom 1 and 2 (25-8502).
25-8501 New Classroom Building	\$7,297,268	\$6,809,969	(\$487,299)	Budget decreased based on estimate at completion projected to be lower than budget. Transfer of funds in the amount of \$487,299.09 to Cupertino Middle School - Mod. of Bldg. 100, 200, 300 and Classroom 1 and 2 (25-8502).

Bond List Revisions Approval Request

Cupertino Union School District

Measure H Bond Program

Bond List Revision #7 - March 10, 2015

Category/Project		Approved Budget	Proposed Budget	Proposed Revision	Reason
Middle Schools					
25-8502	Mod. of Bldg. 100, 200, 300 and Classroom 1 and 2	\$4,271,187	\$5,607,075	\$1,335,888	Budget increased based on based on contractor's bid coming in higher than budget and additional reroofing scope for buildings 100, 200 and 300. Transfer of funds in the amount of \$5,989.18 from Cupertino Middle School - Site Infrastructure (25-8215), \$487,299.09 from Cupertino Middle School - New Classroom Building (25-8501), \$116,342.11 from Cupertino Middle School - Multi-Purpose Building (25-8505), \$219,008.90 from Cupertino Middle School - Quad (25-8512), \$7,248.37 from Cupertino Middle School - Interim Housing (25-8567) and \$500,000 from District Wide - Program Contingency (66-8513).
25-8505	Multi-Purpose Building	\$11,727,612	\$11,611,270	(\$116,342)	Budget decreased based on estimate at completion projected to be lower than budget. Transfer of funds in the amount of \$116,342.11 to Cupertino Middle School - Mod. of Bldg. 100, 200, 300 and Classroom 1 and 2 (25-8502).
25-8506	Modernization of 500, 600, 700 , 800 and 900	\$5,765,283	\$5,765,283		
25-8512	Quad	\$2,354,681	\$2,135,672	(\$219,009)	Budget decreased based on estimate at completion projected to be lower than budget. Transfer of funds in the amount of \$219,008.90 to Cupertino Middle School - Mod. of Bldg. 100, 200, 300 and Classroom 1 and 2 (25-8502).
25-8536	Technology	\$216,788	\$228,473	\$11,685	Additional technology refresh expenditures at site. Transfer of funds in the amount of \$11,685.33 from District Wide - Technology (63-8536).
25-8567	Interim Housing	\$1,244,938	\$1,237,690	(\$7,248)	Budget decreased based on estimate at completion projected to be lower than budget. Transfer of funds in the amount of \$7,248.37 to Cupertino Middle School - Mod. of Bldg. 100, 200, 300 and Classroom 1 and 2 (25-8502).
Cupertino Middle School Totals:		\$34,741,920	\$35,253,605	\$511,685	
Hyde Middle School					
26-8502	Campus Modernization	\$6,008,285	\$6,008,285		
26-8528	Roofing Replacement	\$0	\$350,000	\$350,000	New Project. Reroofing of Multipurpose (Building 400) and Gym (Building 500). Transfer of funds in the amount of \$350,000 from District Wide - Program Contingency (66-8513).
26-8536	Technology	\$171,124	\$171,124		



Bond List Revisions Approval Request

Measure H Bond Program

Bond List Revision #7 - March 10, 2015

Category/Project		Approved Budget	Proposed Budget	Proposed Revision	Reason
Middle Schools					
26-8550	Interim Housing	\$800,000	\$574,721	(\$225,279)	Transfer of funds in the amount of \$225,278.68 to District Wide - Interim Housing (66-8550)
26-8567	Growth Portables	\$0	\$0		
Hyde Middle School Totals:		\$6,979,409	\$7,104,130	\$124,721	
Kennedy Middle School					
27-8502	Campus Modernization	\$5,728,052	\$6,232,052	\$504,000	Budget increased based on updated needs analysis. Transfer of funds from district wide categories to project specific budgets. Budget transfers of \$454,000 from District Wide - Playgrounds / Landscaping / Fields (66-8508) and \$50,000 from District Wide - Hazardous Material Removal (66-8213).
27-8536	Technology	\$192,492	\$192,492		
27-8550	Interim Housing	\$800,000	\$800,000		
27-8567	Growth Portables	\$200,000	\$400,000	\$200,000	Budget increased based on updated needs analysis. Transfer of funds in the amount of \$200,000 from District Wide - Program Contingency (66-8513).
Kennedy Middle School Totals:		\$6,920,544	\$7,624,544	\$704,000	
Lawson Middle School					
24-8213	Soil Remediation	\$160,607	\$160,607		
24-8215	Site Infrastructure	\$644,876	\$596,207	(\$48,669)	Budget decreased based on estimate at completion projected to be lower than budget. Transfer of funds in the amount of \$48,669.41 to Lawson Middle School - Campus Modernization (24-8506).
24-8501	New Classroom Building	\$10,743,758	\$10,313,801	(\$429,957)	Budget decreased based on estimate at completion projected to be lower than budget. Transfer of funds in the amount of \$217,855.36 to Lawson Middle School - Track & Field (24-8512) and \$212,101.57 to Lawson Middle School - Campus Modernization (24-8506).
24-8502	Modernization of Classrooms 3, 25 and 26	\$1,043,709	\$983,913	(\$59,796)	Budget decreased based on estimate at completion projected to be lower than budget. Transfer of funds in the amount of \$59,795.70 to Lawson Middle School - Campus Modernization (24-8506).



Bond List Revisions Approval Request

Measure H Bond Program

Bond List Revision #7 - March 10, 2015

Category/Project		Approved Budget	Proposed Budget	Proposed Revision	Reason
Middle Schools					
24-8505	New Music Building	\$2,459,459	\$2,450,779	(\$8,680)	Budget decreased based on estimate at completion projected to be lower than budget. Transfer of funds in the amount of \$8,679.71 to Lawson Middle School - Campus Modernization (24-8506).
24-8506	Campus Modernization	\$1,216,355	\$1,557,395	\$341,040	Budget increased based on based on contractor's bid coming in higher than budget. Transfer of funds in the amount of \$48,669.41 from Lawson Middle School - Site Infrastructure (24-8215), \$212,101.57 from Lawson Middle School - New Classroom Building (24-8501), \$59,795.70 from Lawson Middle School - Modernization of Classrooms 3, 25 and 26 (24-8502), \$8,679.71 from Lawson Middle School - New Music Building (24-8505), \$1,649 from Lawson Middle School - District Office Demolition (24-8551) and \$10,144.48 from Lawson Middle School - Interim Housing (24-8567).
24-8512	Track & Field	\$3,467,689	\$3,685,544	\$217,855	Budget increased based on based on contractor's bid coming in higher than budget. Transfer of funds in the amount of \$217,855.36 from Lawson Middle School - New Classroom Building (24-8501).
24-8536	Technology	\$216,083	\$303,676	\$87,592	Additional technology refresh expenditures at site. Transfer of funds in the amount of \$87,592.37 from District Wide - Technology (63-8536).
24-8551	District Office Demolition	\$1,005,758	\$1,004,109	(\$1,649)	Budget decreased based on estimate at completion projected to be lower than budget. Transfer of funds in the amount of \$1,649 to Lawson Middle School - Campus Modernization (24-8506).
24-8567	Interim Housing	\$1,006,315	\$996,171	(\$10,144)	Budget decreased based on estimate at completion projected to be lower than budget. Transfer of funds in the amount of \$10,144.48 to Lawson Middle School - Campus Modernization (24-8506).
Lawson Middle School Totals:		\$21,964,610	\$22,052,202	\$87,592	
Miller Middle School					
28-8502	Campus Modernization	\$5,681,129	\$5,681,129		
28-8536	Technology	\$153,858	\$158,199	\$4,341	Additional technology refresh expenditures at site. Transfer of funds in the amount of \$4,341.27 from District Wide - Technology (63-8536).
28-8550	Interim Housing	\$800,000	\$681,979	(\$118,021)	Budget decreased based on estimate at completion projected to be lower than budget. Transfer of funds in the amount of \$118,020.62 to District Wide - Interim Housing (66-8550).
28-8567	Growth Portables	\$0	\$0		



Bond List Revisions Approval Request

Measure H Bond Program

Bond List Revision #7 - March 10, 2015

Category/Project	Approved Budget	Proposed Budget	Proposed Revision	Reason	
Middle Schools					
Miller Middle School Totals:	\$6,634,987	\$6,521,308	(\$113,679)		
Middle Schools Totals:	\$77,241,469	\$78,555,789	\$1,314,320		
District Wide					
District Wide - General					
14-8501	Property Acquisition/Improvement	\$3,500,000	\$5,000,000	\$1,500,000	Budget increased based on updated needs analysis. Transfer of funds in the amount of \$1,500,000 from District Wide - Growth Contingency (52-8513).
15-8511	Central Kitchen - Lease Option	\$3,956,000	\$3,956,000		
31-8501	District Corporation Yard	\$507,014	\$519,326	\$12,312	Budget increased based on estimate at completion projected to be higher than budget. Transfer of funds in the amount of \$12,311.62 from District Wide - Program Contingency (66-8513).
32-8537	District Office - Lease Option	\$4,300,000	\$4,300,000		
66-8201	Energy Efficiency / Solar Projects	\$2,210,000	\$2,210,000		
66-8213	Hazardous Material Removal	\$948,021	\$640,021	(\$308,000)	Transfer of funds to project specific budgets. Budget transfers in the amount of \$50,000 to Kennedy Middle School - Campus Modernization (27-8502), \$75,000 to Stevens Creek Elementary School - Modernization (18-8502), \$24,000 to Blue Hills Elementary School - Modernization (01-8502), \$55,000 to De Vargas Elementary School - Modernization (02-8502), \$78,000 to Dilworth Elementary School - Modernization (03-8502), and \$26,000 to Montclair Elementary School - Modernization (09-8502).
66-8508	Playgrounds / Landscaping / Fields	\$7,224,995	\$5,496,995	(\$1,728,000)	Budget decreased based on budget transfers of \$454,000 to Kennedy Middle School - Campus Modernization (27-8502), \$573,000 to Stevens Creek Elementary School - Modernization (18-8502), \$302,000 to Blue Hills Elementary School - Modernization (01-8502), \$105,000 to De Vargas Elementary School - Modernization (02-8502), \$166,000 to Dilworth Elementary School - Modernization (03-8502), and \$128,000 to Montclair Elementary School - Modernization (09-8502).
66-8534	Furniture, Fixtures & Equipment	\$817,522	\$850,000	\$32,478	Budget increased based on updated needs analysis. Transfer of funds in the amount of \$32,477.75 from District Wide - Program Contingency (66-8513).



Bond List Revisions Approval Request

Measure H Bond Program

Bond List Revision #7 - March 10, 2015

Category/Project		Approved Budget	Proposed Budget	Proposed Revision	Reason
Districtwide					
66-8540	Districtwide Security	\$375,000	\$375,000		
66-8550	Interim Housing	\$0	\$843,299	\$843,299	Budget adjustment based on updated needs analysis. Additional Campuses will require temporary housing of educational programs displaced while facilities are under construction or renovation. Transfer of funds in the amount of \$225,278.68 from Hyde Middle School - Interim Housing (26-8550), \$118,020.62 from Miller Middle School - Interim Housing (28-8550), \$800,000 from from District Wide - Program Contingency (66-8513) and transfer \$300,000 to Garden Gate Elementary School - Modernization (06-8502).
66-8562	DSA Legacy Project Closeout	\$100,000	\$100,000		
66-8565	Moving and Storage	\$1,103,093	\$1,798,093	\$695,000	Budget adjustment based on updated needs analysis. Transfer of funds in the amount of \$695,000 from District Wide - Program Contingency (66-8513).
66-8567	Purchase of District-Leased Portable Classrooms	\$1,900,000	\$1,900,000		
District Wide - General Totals		\$26,941,645	\$27,988,734	\$1,047,089	
Program Costs					
66-8502	Bond Program Admin Expenses	\$2,550,000	\$2,550,000		
66-8541	Bond Program Planning	\$1,300,000	\$1,300,000		
66-8561	Bond Program Miscellaneous Expenses	\$1,550,000	\$1,550,000		
Program Costs Totals:		\$5,400,000	\$5,400,000	\$0	
Technology					

Bond List Revisions Approval Request

Measure H Bond Program

Bond List Revision #7 - March 10, 2015

Category/Project	Approved Budget	Proposed Budget	Proposed Revision	Reason
Districtwide				
63-8536 Technology	\$4,584,190	\$5,296,513	\$712,324	Budget increased based on updated needs analysis. Transfer of funds from district wide categories to project specific budgets. Budget transfer of \$840,000 from District Wide - Program Contingency (66-8513). Budget transfer to sites as part of District's IT Department site refresh program in the amount of \$4,892.38 to Lincoln Elementary School - Technology (07-8536), \$15,986.25 to Regnart Elementary School - Technology (17-8536), \$3,178.58 to West Valley Elementary School - Technology (20-8536), \$87,592.37 to Lawson Middle School - Technology (24-8536), \$11,685.33 to Cupertino Middle School - Technology (25-8536) and \$4,341.27 to Miller Middle School - Technology (28-8536).
66-8536 Technology - Data Infrastructure	\$475,602	\$475,602		
Technology Totals:	\$5,059,791	\$5,772,115	\$712,324	
Contingency				
52-8513 Growth Contingency	\$2,939,472	\$1,103,570	(\$1,835,902)	Budget decreased based on budget transfers of \$35,901.55 to John Muir Elementary School - YCC/CAP Relocation (10-8567), \$300,000 to Faria Elementary School - Portable Restroom (05-8567) and \$1,500,000 to District Wide - Property Acquisition/Improvement (14-8501).

Bond List Revisions Approval Request

Measure H Bond Program

Bond List Revision #7 - March 10, 2015

Category/Project	Approved Budget	Proposed Budget	Proposed Revision	Reason
Districtwide				
66-8513 Program Contingency	\$4,964,030	\$3,189,487	(\$1,774,543)	<p>Budget increased by \$77,018.12 from unallocated interest earned and budget transfers of \$200,000 from Lincoln Elementary School - Roofing Phase II (07-8579), \$1,300,000 from Meyerholz Elementary School - Modernization (08-8502), \$350,000 from Regnart Elementary School - Modernization (17-8502), \$450,000 from Sedgewick Elementary School - Modernization (14-8502) and \$300,000 from West Valley Elementary School - Interim Housing (20-8567).</p> <p>Budget decreased based on budget transfers of \$840,000 to District Wide - Technology (63-8536), \$32,477.75 to District Wide - Furniture, Fixtures & Equipment (66-8534), \$800,000 to District Wide - Interim Housing (66-8550), \$695,000 to District Wide - Moving and Storage (66-8565), \$12,311.62 to District Wide - District Corporation Yard (31-8501), \$21,771.61 to Murdock Portal Elementary School - Domestic Water Replacement (21-8527), \$1,000,000 to West Valley Elementary School - Replace Portable Classroom (20-8550), \$200,000 to Kennedy Middle School - Growth Portables (27-8567), \$350,000 to Hyde Middle School - Roofing Replacement (26-8528) and \$500,000 to Cupertino Middle School - Mod. of Bldg. 100, 200, 300 and Classroom 1 and 2 (25-8502).</p>
Contingency Totals:	\$7,903,501	\$4,293,057	(\$3,610,444)	
Districtwide Totals:	\$45,304,938	\$43,453,906	(\$1,851,032)	
Totals:	\$220,484,091	\$220,561,109	\$77,018	

Whole Program Summary Report

Cupertino Union School District

Measure H Bond Program

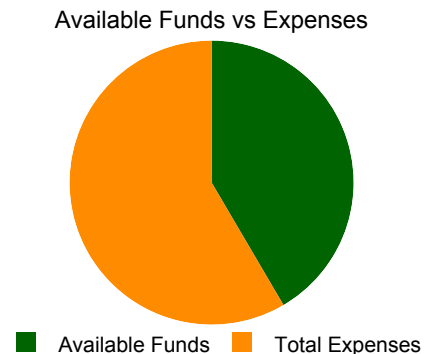
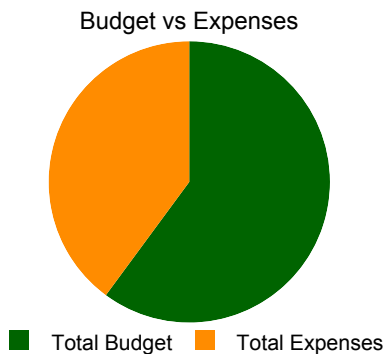
Reporting Period: Inception through 3/31/2015

Funding Sources (Budget)

Bond Authorization	\$220,000,000	99.75 %
Bond Interest Earned	\$561,109	0.25 %
Unallocated Bond Interest Earned	\$0	0.00 %
Total Bond:	\$220,561,109	100.00 %

Cost Status

Budget Group	Total Budget	Actual Expenses To Date	
		Bond	Remaining Balance
A&E, Oversight, DSA & Other	\$46,215,626	\$18,197,596	\$28,018,030
Construction & Contingency	\$158,670,266	\$64,535,467	\$94,134,799
District Facilities Leases	\$7,724,520	\$772,849	\$6,951,671
Furniture & Equipment	\$7,950,696	\$4,491,613	\$3,459,084
Totals:	\$220,561,109	\$87,997,525	\$132,563,584



This report reflects funding sources, actual expenses to date and accruals posted for fiscal year end close.

Bond Authorization: Measure H

Bond Interest Earned: Measure H Interest Earnings Allocated to Projects

Unallocated Interest Earned: Interest Earnings not yet allocated to specific projects

Expenses in the "Actual Expenses to Date" column include paid and accrued expenses through the reporting period end date.

Available Funds: Series A Bond Sale of \$50M + Series B Bond Sale of \$99.995M + Bond Interest Earned

Rounding variances in dollar amounts may occur

Actual Expenses To Date includes Cost of Issuance



Project Summary Report

Cupertino Union School District

Measure H Bond Program

Reporting Period: Inception through 3/31/2015

Category/Project	Project Number	Status	Bond Budget	BLR Change	Bond Exp. To Date	Budget Remaining	Estimate at Completion	Start Date	End Date	% Complete Construction	% Complete Financial
Elementary Schools											
Blue Hills Elementary School											
Site Utilities Replacement	01-8215	Active	\$115,719	▼	\$66,183	\$49,536	\$66,183	6/16/2014	7/25/2014	100 %	57 %
Modernization	01-8502	Active	\$4,826,000	▼	\$22,561	\$4,803,439	\$4,826,000	7/25/2016	11/30/2016	0 %	0 %
Exterior Painting	01-8525	Complete	\$156,025	▼	\$156,025	\$0	\$156,025	6/21/2013	8/8/2013	100 %	100 %
Technology	01-8536	Active	\$139,934	▼	\$136,758	\$3,176	\$139,934	N/A	N/A	N/A	98 %
Blue Hills Elementary School Totals:			\$5,237,678		\$381,528	\$4,856,151	\$5,188,143				
De Vargas Elementary School											
Site Utilities Replacement	02-8215	Active	\$108,410	▼	\$108,410	\$0	\$108,410	6/3/2013	8/8/2013	100 %	100 %
Modernization	02-8502	Active	\$2,949,379	▼	\$0	\$2,949,379	\$2,949,379	4/6/2016	8/12/2016	0 %	0 %
Lighting Upgrades	02-8521	Complete	\$56,084	▼	\$56,084	\$0	\$56,084	6/17/2013	8/8/2013	100 %	100 %
Technology	02-8536	Active	\$146,976	▼	\$146,039	\$937	\$146,976	N/A	N/A	N/A	99 %
De Vargas Elementary School Totals:			\$3,260,849		\$310,532	\$2,950,317	\$3,260,849				
Dilworth Elementary School											
Site Utilities Replacement	03-8215	Active	\$58,014	▼	\$58,013	\$1	\$58,014	6/3/2013	8/8/2013	100 %	100 %
Modernization	03-8502	Active	\$2,658,829	▼	\$3,955	\$2,654,873	\$2,658,829	4/6/2016	8/12/2016	0 %	0 %
Lighting Upgrades	03-8521	Complete	\$94,206	▼	\$94,206	\$0	\$94,206	6/17/2013	8/8/2013	100 %	100 %
Technology	03-8536	Active	\$137,964	▼	\$135,519	\$2,445	\$137,964	N/A	N/A	N/A	98 %
Data Infrastructure Upgrade	03-8557	Complete	\$369,448	▼	\$369,448	\$0	\$369,448	6/3/2013	8/8/2013	100 %	100 %
Dilworth Elementary School Totals:			\$3,318,461		\$661,141	\$2,657,320	\$3,318,461				
Collins Elementary School											

Project Summary Report

Cupertino Union School District

Measure H Bond Program

Reporting Period: Inception through 3/31/2015

Category/Project	Project Number	Status	Bond Budget	BLR Change	Bond Exp. To Date	Budget Remaining	Estimate at Completion	Start Date	End Date	% Complete Construction	% Complete Financial
Elementary Schools											
Modernization	22-8502	Active	\$245,025	▼	\$1,694	\$243,331	\$245,025	4/9/2018	8/10/2018	0 %	1 %
Technology	22-8536	Active	\$152,855	▼	\$148,147	\$4,708	\$152,855	N/A	N/A	N/A	97 %
Collins Elementary School Totals:			\$397,880		\$149,841	\$248,039	\$397,880				
Eaton Elementary School											
Modernization	23-8502	Active	\$1,205,141	▼	\$15,057	\$1,190,084	\$1,205,141	4/9/2018	8/10/2018	0 %	1 %
Technology	23-8536	Active	\$187,949	▼	\$185,185	\$2,764	\$187,949	N/A	N/A	N/A	99 %
Eaton Elementary School Totals:			\$1,393,090		\$200,242	\$1,192,847	\$1,393,090				
Eisenhower Elementary School											
Site Utilities Replacement	04-8215	Active	\$335,059	▼	\$335,059	\$0	\$335,059	6/3/2013	8/8/2013	100 %	100 %
Modernization	04-8502	Active	\$3,118,819	▼	\$17,389	\$3,101,430	\$3,118,819	4/6/2017	8/18/2017	0 %	1 %
Technology	04-8536	Active	\$153,474	▼	\$144,100	\$9,374	\$153,474	N/A	N/A	N/A	94 %
Eisenhower Elementary School Totals:			\$3,607,352		\$496,548	\$3,110,804	\$3,607,352				
Faria Elementary School											
Site Utilities Replacement	05-8215	Active	\$53,505	▼	\$53,504	\$1	\$53,505	6/3/2013	8/8/2013	100 %	100 %
Modernization	05-8502	Active	\$3,600,814	▼	\$421	\$3,600,393	\$3,600,814	4/6/2017	8/18/2017	0 %	0 %
Technology	05-8536	Active	\$180,715	▼	\$177,912	\$2,803	\$180,715	N/A	N/A	N/A	98 %
Growth Portables	05-8550	Active	\$250,000	▼	\$214,197	\$35,803	\$250,000	6/26/2014	8/17/2014	100 %	86 %
Portable Restroom	05-8567	Active	\$300,000	▼	\$0	\$300,000	\$300,000	6/5/2015	8/7/2015	0 %	0 %
Faria Elementary School Totals:			\$4,385,034		\$446,035	\$3,938,999	\$4,385,034				

Project Summary Report

Cupertino Union School District

Measure H Bond Program

Reporting Period: Inception through 3/31/2015

Category/Project	Project Number	Status	Bond Budget	BLR Change	Bond Exp. To Date	Budget Remaining	Estimate at Completion	Start Date	End Date	% Complete Construction	% Complete Financial
Elementary Schools											
Garden Gate Elementary School											
Site Utilities Replacement	06-8215	Active	\$323,322	▼	\$323,322	\$0	\$323,322	6/3/2013	8/8/2013	100 %	100 %
Modernization	06-8502	Active	\$5,870,591	▼	\$373,859	\$5,496,732	\$5,870,591	6/8/2015	11/30/2015	0 %	6 %
Technology	06-8536	Active	\$152,497	▼	\$149,839	\$2,658	\$152,497	N/A	N/A	N/A	98 %
Data Infrastructure Upgrade	06-8557	Complete	\$515,112	▼	\$512,846	\$2,267	\$515,112	6/3/2013	8/8/2013	100 %	100 %
Garden Gate Elementary School Totals:			\$6,861,522		\$1,359,866	\$5,501,656	\$6,861,522				
John Muir Elementary School											
Modernization	10-8502	Active	\$4,903,809	▼	\$368,243	\$4,535,567	\$4,503,809	6/1/2015	8/3/2015	0 %	8 %
Roofing	10-8528	Complete	\$152,059	▼	\$152,059	\$0	\$152,059	6/28/2012	7/27/2012	100 %	100 %
Technology	10-8536	Active	\$142,601	▼	\$145,455	(\$2,854)	\$145,920	N/A	N/A	N/A	102 %
YCC/CAP Relocation	10-8567	Active	\$1,030,000	▼	\$987,461	\$42,539	\$1,030,000	6/23/2014	8/8/2014	100 %	96 %
John Muir Elementary School Totals:			\$6,228,469		\$1,653,218	\$4,575,251	\$5,831,788				
Lincoln Elementary School											
Site Utilities Replacement	07-8215	Active	\$375,000	▼	\$255,904	\$119,096	\$375,000	6/13/2014	8/17/2014	100 %	68 %
Modernization	07-8502	Active	\$4,225,430	▼	\$28,877	\$4,196,553	\$4,225,430	4/9/2018	8/10/2018	0 %	1 %
Lighting Upgrades	07-8521	Complete	\$39,391	▼	\$39,391	\$0	\$39,391	6/17/2013	8/8/2013	100 %	100 %
Roofing	07-8528	Complete	\$510,010	▼	\$510,010	\$0	\$510,010	6/22/2012	8/3/2012	100 %	100 %
Technology	07-8536	Active	\$182,912	▼	\$182,912	\$0	\$182,912	N/A	N/A	N/A	100 %
Roofing Phase II	07-8579	Active	\$400,000	▼	\$385,260	\$14,740	\$400,000	7/15/2014	8/15/2014	100 %	96 %

Project Summary Report

Cupertino Union School District

Measure H Bond Program

Reporting Period: Inception through 3/31/2015

Category/Project	Project Number	Status	Bond Budget	BLR Change	Bond Exp. To Date	Budget Remaining	Estimate at Completion	Start Date	End Date	% Complete Construction	% Complete Financial
Lincoln Elementary School Totals:			\$5,732,743		\$1,402,354	\$4,330,389	\$5,732,743				
McAuliffe Elementary School											
Site Utilities Replacement	16-8215	Active	\$83,379	▼	\$83,378	\$1	\$83,379	6/3/2013	8/8/2013	100 %	100 %
Modernization	16-8502	Active	\$2,969,849	▼	\$340,740	\$2,629,109	\$3,619,849	6/1/2015	8/3/2015	0 %	11 %
Lighting Upgrades	16-8521	Complete	\$119,998	▼	\$119,998	\$0	\$119,998	6/17/2013	8/8/2013	100 %	100 %
Exterior Painting	16-8525	Complete	\$158,576	▼	\$158,576	\$0	\$158,576	6/21/2013	8/8/2013	100 %	100 %
Technology	16-8536	Active	\$143,257	▼	\$139,943	\$3,314	\$143,257	N/A	N/A	N/A	98 %
Data Infrastructure Upgrade	16-8557	Complete	\$252,818	▼	\$252,818	\$0	\$252,818	6/3/2013	8/8/2013	100 %	100 %
McAuliffe Elementary School Totals:			\$3,727,877		\$1,095,453	\$2,632,424	\$4,377,877				
Meyerholz Elementary School											
Modernization	08-8502	Active	\$7,477,959	▼	\$5,781,980	\$1,695,979	\$7,477,959	8/5/2014	2/23/2015	100 %	77 %
Lighting Upgrades	08-8521	Complete	\$65,875	▼	\$65,875	\$0	\$65,875	6/17/2013	8/8/2013	100 %	100 %
Technology	08-8536	Active	\$157,260	▼	\$154,512	\$2,748	\$157,260	N/A	N/A	N/A	98 %
Growth Portables	08-8550	Active	\$275,000	▼	\$231,833	\$43,167	\$275,000	6/26/2014	8/17/2014	100 %	84 %
Data Infrastructure Upgrade	08-8557	Complete	\$252,814	▼	\$252,814	\$0	\$252,814	6/3/2013	8/8/2013	100 %	100 %
Interim Housing	08-8567	Active	\$215,000	▼	\$181,489	\$33,511	\$215,000	6/2/2014	7/18/2014	100 %	84 %
Meyerholz Elementary School Totals:			\$8,443,908		\$6,668,502	\$1,775,406	\$8,443,908				
Montclair Elementary School											
Modernization	09-8502	Active	\$3,941,876	▼	\$276,779	\$3,665,097	\$3,941,876	4/6/2016	8/9/2016	0 %	7 %

Project Summary Report

Cupertino Union School District

Measure H Bond Program

Reporting Period: Inception through 3/31/2015

Category/Project	Project Number	Status	Bond Budget	BLR Change	Bond Exp. To Date	Budget Remaining	Estimate at Completion	Start Date	End Date	% Complete Construction	% Complete Financial
Elementary Schools											
Drainage Upgrade and Track Refurbishment	09-8512	Active	\$98,969		\$98,969	\$0	\$98,969	5/19/2014	6/18/2014	100 %	100 %
Technology	09-8536	Active	\$142,107		\$139,069	\$3,038	\$142,107	N/A	N/A	N/A	98 %
SDC Relocation	09-8567	Active	\$276,031		\$91,500	\$184,531	\$276,031	4/6/2015	5/15/2015	0 %	33 %
Montclair Elementary School Totals:			\$4,458,983		\$606,317	\$3,852,666	\$4,458,983				
Murdock Portal Elementary School											
Modernization	21-8502	Active	\$607,405		\$20,731	\$586,674	\$607,405	4/9/2018	8/10/2018	0 %	3 %
Domestic Water Replacement	21-8527	Complete	\$254,019		\$254,019	\$0	\$254,019	6/27/2013	8/1/2013	100 %	100 %
Technology	21-8536	Active	\$143,982		\$140,946	\$3,036	\$143,982	N/A	N/A	N/A	98 %
Murdock Portal Elementary School Totals:			\$1,005,406		\$415,695	\$589,710	\$1,005,406				
Nimitz Elementary School											
Modernization	12-8502	Active	\$5,115,100		\$46,567	\$5,068,533	\$5,115,100	4/6/2017	8/22/2017	0 %	1 %
Technology	12-8536	Active	\$230,820		\$227,782	\$3,038	\$230,820	N/A	N/A	N/A	99 %
Nimitz Elementary School Totals:			\$5,345,920		\$274,349	\$5,071,571	\$5,345,920				
Regnart Elementary School											
Site Utilities Replacement	17-8215	Active	\$59,163		\$59,163	\$0	\$59,163	6/3/2013	8/8/2013	100 %	100 %
Modernization	17-8502	Active	\$5,284,185		\$4,894,969	\$389,216	\$5,284,185	5/5/2014	8/20/2014	100 %	93 %
Lighting Upgrades	17-8521	Complete	\$53,819		\$53,819	\$0	\$53,819	6/17/2013	8/8/2013	100 %	100 %
Technology	17-8536	Active	\$148,089		\$148,089	\$0	\$148,089	N/A	N/A	N/A	100 %
Data Infrastructure Upgrade	17-8557	Complete	\$352,854		\$344,498	\$8,355	\$352,854	6/3/2013	8/8/2013	100 %	98 %

Project Summary Report

Cupertino Union School District

Measure H Bond Program

Reporting Period: Inception through 3/31/2015

Category/Project	Project Number	Status	Bond Budget	BLR Change	Bond Exp. To Date	Budget Remaining	Estimate at Completion	Start Date	End Date	% Complete Construction	% Complete Financial
Regnart Elementary School Totals:			\$5,898,110		\$5,500,538	\$397,572	\$5,898,110				
Sedgwick Elementary School											
Modernization	14-8502	Active	\$5,699,640		\$5,368,584	\$331,056	\$5,699,640	6/12/2014	8/15/2014	100 %	94 %
Technology	14-8536	Active	\$190,043		\$186,867	\$3,176	\$190,043	N/A	N/A	N/A	98 %
Sedgwick Elementary School Totals:			\$5,889,683		\$5,555,451	\$334,232	\$5,889,683				
Stevens Creek Elementary School											
Site Utilities Replacement	18-8215	Active	\$109,753		\$109,753	\$0	\$109,753	6/3/2013	8/8/2013	100 %	100 %
Modernization	18-8502	Active	\$6,945,649		\$3,330	\$6,942,319	\$6,945,649	6/10/2016	11/25/2016	0 %	0 %
Technology	18-8536	Active	\$147,566		\$144,528	\$3,038	\$147,566	N/A	N/A	N/A	98 %
Data Infrastructure Upgrade	18-8557	Complete	\$324,805		\$318,150	\$6,655	\$324,805	6/3/2013	8/8/2013	100 %	98 %
Stevens Creek Elementary School Totals:			\$7,527,773		\$575,762	\$6,952,012	\$7,527,773				
Stockmeir Elementary School											
Site Utilities Replacement	19-8215	Active	\$30,075		\$30,075	\$0	\$30,075	6/3/2013	8/8/2013	100 %	100 %
Modernization	19-8502	Active	\$5,689,235		\$25,386	\$5,663,849	\$5,689,235	4/6/2017	8/18/2017	0 %	0 %
Technology	19-8536	Active	\$221,837		\$217,129	\$4,708	\$221,837	N/A	N/A	N/A	98 %
Stockmeir Elementary School Totals:			\$5,941,147		\$272,591	\$5,668,556	\$5,941,147				
West Valley Elementary School											
Modernization	20-8502	Active	\$7,713,813		\$5,553,553	\$2,160,260	\$7,713,813	5/16/2014	8/14/2015	70 %	72 %
Technology	20-8536	Active	\$125,716		\$125,716	\$0	\$125,716	N/A	N/A	N/A	100 %

Project Summary Report

Cupertino Union School District

Measure H Bond Program

Reporting Period: Inception through 3/31/2015

Category/Project	Project Number	Status	Bond Budget	BLR Change	Bond Exp. To Date	Budget Remaining	Estimate at Completion	Start Date	End Date	% Complete Construction	% Complete Financial
Elementary Schools											
Replace Portable Classroom	20-8550	Active	\$1,000,000		\$0	\$1,000,000	\$1,000,000	6/5/2015	8/7/2015	0 %	0 %
Interim Housing	20-8567	Active	\$1,050,000		\$638,022	\$411,978	\$1,050,000	5/6/2014	9/1/2014	100 %	61 %
West Valley Elementary Totals:			\$9,889,529		\$6,317,290	\$3,572,238	\$9,889,529				
Elementary Schools Totals:			\$98,551,414		\$34,343,253	\$64,208,161	\$98,755,198				
Middle Schools											
Cupertino Middle School											
Site Infrastructure	25-8215	Active	\$1,858,174		\$1,821,265	\$36,908	\$1,858,174	6/18/2013	8/14/2013	100 %	98 %
New Classroom Building	25-8501	Active	\$6,809,969		\$6,404,788	\$405,181	\$6,809,969	11/11/2013	8/13/2014	100 %	94 %
Mod. of Bldg. 100, 200, 300 and Classroom 1 and 2	25-8502	Active	\$5,607,075		\$3,836,520	\$1,770,555	\$5,607,075	4/14/2014	10/22/2014	100 %	68 %
Multi-Purpose Building	25-8505	Active	\$11,611,270		\$10,008,047	\$1,603,223	\$11,611,270	11/21/2013	2/11/2015	100 %	86 %
Modernization of 500, 600, 700 , 800 and 900	25-8506	Active	\$5,765,283		\$16,720	\$5,748,563	\$5,765,283	6/15/2017	8/11/2017	0 %	0 %
Quad	25-8512	Active	\$2,135,672		\$1,516,447	\$619,225	\$2,135,672	6/12/2014	8/6/2014	100 %	71 %
Technology	25-8536	Active	\$228,473		\$228,473	\$0	\$243,250	N/A	N/A	N/A	100 %
Interim Housing	25-8567	Active	\$1,237,690		\$1,211,658	\$26,032	\$1,237,690	5/20/2013	8/13/2013	100 %	98 %
Cupertino Middle School Totals:			\$35,253,605		\$25,043,918	\$10,209,687	\$35,268,382				
Hyde Middle School											
Campus Modernization	26-8502	Active	\$6,008,285		\$532,513	\$5,475,772	\$6,008,285	1/12/2015	7/24/2015	40 %	9 %
Roofing Replacement	26-8528	Active	\$350,000		\$0	\$350,000	\$350,000	6/17/2015	7/31/2015	0 %	0 %
Technology	26-8536	Active	\$171,124		\$171,552	(\$428)	\$186,328	N/A	N/A	N/A	100 %
Interim Housing	26-8550	Active	\$574,721		\$431,530	\$143,191	\$574,721	11/17/2014	1/1/2015	100 %	75 %

Project Summary Report

Cupertino Union School District

Measure H Bond Program

Reporting Period: Inception through 3/31/2015

Category/Project	Project Number	Status	Bond Budget	BLR Change	Bond Exp. To Date	Budget Remaining	Estimate at Completion	Start Date	End Date	% Complete Construction	% Complete Financial
Middle Schools											
Replacement of Leased Portables	26-8567	Pending	\$0		\$0	\$0	\$450,000	N/A	N/A	N/A	0 %
Hyde Middle School Totals:			\$7,104,130		\$1,135,595	\$5,968,535	\$7,569,334				
Kennedy Middle School											
Campus Modernization	27-8502	Active	\$6,232,052		\$0	\$6,232,052	\$6,232,052	6/16/2016	12/28/2016	0 %	0 %
Technology	27-8536	Active	\$192,492		\$188,012	\$4,480	\$194,418	N/A	N/A	N/A	98 %
Interim Housing	27-8550	Active	\$800,000		\$163	\$799,837	\$800,000	6/16/2016	8/16/2016	0 %	0 %
Replacement of Aged Portables	27-8567	Active	\$400,000		\$122,759	\$277,241	\$400,000	10/14/2014	12/5/2014	100 %	31 %
Kennedy Middle School Totals:			\$7,624,544		\$310,934	\$7,313,610	\$7,626,470				
Lawson Middle School											
Soil Remediation	24-8213	Complete	\$160,607		\$160,607	\$0	\$160,607	11/1/2013	11/30/2013	100 %	100 %
Site Infrastructure	24-8215	Active	\$596,207		\$537,591	\$58,615	\$596,207	7/8/2013	8/16/2013	100 %	90 %
New Classroom Building	24-8501	Active	\$10,313,801		\$10,084,839	\$228,962	\$10,313,801	1/3/2014	9/29/2014	100 %	98 %
Modernization of Classrooms 3, 25 and 26	24-8502	Active	\$983,913		\$868,677	\$115,237	\$983,913	6/12/2014	8/8/2014	100 %	88 %
New Music Building	24-8505	Active	\$2,450,779		\$2,192,733	\$258,047	\$2,450,779	2/11/2014	9/24/2014	100 %	89 %
Campus Modernization	24-8506	Active	\$1,557,395		\$35,429	\$1,521,966	\$1,557,395	6/15/2017	8/11/2017	0 %	2 %
Track & Field	24-8512	Active	\$3,685,544		\$3,247,596	\$437,948	\$3,685,544	6/12/2014	1/5/2015	100 %	88 %
Technology	24-8536	Active	\$303,676		\$264,080	\$39,596	\$303,676	N/A	N/A	N/A	87 %
District Office Demolition	24-8551	Active	\$1,004,109		\$991,804	\$12,305	\$1,004,109	6/25/2013	12/4/2013	100 %	99 %
Interim Housing	24-8567	Active	\$996,171		\$990,469	\$5,701	\$996,171	5/22/2013	8/19/2013	100 %	99 %
Lawson Middle School Totals:			\$22,052,202		\$19,373,825	\$2,678,377	\$22,052,202				

Project Summary Report

Cupertino Union School District

Measure H Bond Program

Reporting Period: Inception through 3/31/2015

Category/Project	Project Number	Status	Bond Budget	BLR Change	Bond Exp. To Date	Budget Remaining	Estimate at Completion	Start Date	End Date	% Complete Construction	% Complete Financial
Middle Schools											
Miller Middle School											
Campus Modernization	28-8502	Active	\$5,681,129		\$790,803	\$4,890,326	\$6,071,129	1/12/2015	7/24/2015	40 %	14 %
Technology	28-8536	Active	\$158,199		\$159,513	(\$1,313)	\$165,919	N/A	N/A	N/A	101 %
Interim Housing	28-8550	Active	\$681,979		\$407,884	\$274,096	\$681,979	6/1/2015	7/28/2015	0 %	60 %
Replacement of Leased Portables	28-8567	Pending	\$0		\$0	\$0	\$225,000	N/A	N/A	N/A	0 %
Miller Middle School Totals:			\$6,521,308		\$1,358,199	\$5,163,108	\$7,144,027				
Middle Schools Totals:			\$78,555,789		\$47,222,471	\$31,333,318	\$79,660,416				

Districtwide

Districtwide - General											
Property Acquisition/Improvement	14-8501	Active	\$5,000,000		\$26,679	\$4,973,321	\$5,000,000	N/A	N/A	N/A	1 %
Central Kitchen - Lease Option	15-8511	Active	\$3,956,000		\$0	\$3,956,000	\$3,956,000	N/A	N/A	N/A	0 %
District Corporation Yard	31-8501	Active	\$519,326		\$516,469	\$2,857	\$969,326	N/A	N/A	N/A	99 %
District Office - Lease Option	32-8537	Active	\$4,300,000		\$884,298	\$3,415,702	\$4,300,000	N/A	N/A	N/A	21 %
Energy Efficiency / Solar Projects	66-8201	Active	\$2,210,000		\$0	\$2,210,000	\$2,210,000	N/A	N/A	N/A	0 %
Hazardous Material Removal	66-8213	Active	\$640,021		\$452	\$639,569	\$640,021	N/A	N/A	N/A	0 %
Playgrounds / Landscaping / Fields	66-8508	Active	\$5,496,995		\$29,972	\$5,467,023	\$4,401,995	N/A	N/A	N/A	1 %
Furniture, Fixtures & Equipment	66-8534	Active	\$850,000		\$778,710	\$71,290	\$850,000	N/A	N/A	N/A	92 %
Districtwide Security	66-8540	Active	\$375,000		\$35,293	\$339,707	\$375,000	N/A	N/A	N/A	9 %
Interim Housing	66-8550	Active	\$843,299		\$0	\$843,299	\$843,299	N/A	N/A	N/A	0 %
DSA Legacy Project Closeout	66-8562	Active	\$100,000		\$11,679	\$88,321	\$100,000	N/A	N/A	N/A	12 %

Project Summary Report

Cupertino Union School District

Measure H Bond Program

Reporting Period: Inception through 3/31/2015

Category/Project	Project Number	Status	Bond Budget	BLR Change	Bond Exp. To Date	Budget Remaining	Estimate at Completion	Start Date	End Date	% Complete Construction	% Complete Financial
Districtwide											
Moving and Storage	66-8565	Active	\$1,798,093	▼	\$30,412	\$1,767,681	\$1,798,093	N/A	N/A	N/A	2 %
Purchase of District-Leased Portable Classrooms	66-8567	Active	\$1,900,000	▼	\$40,320	\$1,859,680	\$1,225,000	N/A	N/A	N/A	2 %
Districtwide - General Totals			\$27,988,734		\$2,354,283	\$25,634,451	\$26,668,734				
Program Costs											
Bond Program Admin Expenses	66-8502	Active	\$2,550,000	▼	\$752,668	\$1,797,332	\$2,550,000	N/A	N/A	N/A	30 %
Bond Program Planning	66-8541	Active	\$1,300,000	▼	\$1,105,875	\$194,125	\$1,300,000	N/A	N/A	N/A	85 %
Bond Program Miscellaneous Expenses	66-8561	Active	\$1,550,000	▼	\$909,984	\$640,017	\$1,550,000	N/A	N/A	N/A	59 %
Program Costs Totals:			\$5,400,000		\$2,768,527	\$2,631,473	\$5,400,000				
Technology											
Technology	63-8536	Active	\$5,296,513	▼	\$1,307,549	\$3,988,964	\$5,253,567	N/A	N/A	N/A	25 %
Technology - Data Infrastructure	66-8536	Active	\$475,602	▼	\$1,442	\$474,160	\$475,602	N/A	N/A	N/A	0 %
Technology Totals:			\$5,772,115		\$1,308,991	\$4,463,124	\$5,729,169				
Contingency											
Growth Contingency	52-8513	Active	\$1,103,570	▼	\$0	\$1,103,570	\$1,103,570	N/A	N/A	N/A	0 %
Program Contingency	66-8513	Active	\$3,189,487	▼	\$0	\$3,189,487	\$2,676,583	N/A	N/A	N/A	0 %
Contingency Totals:			\$4,293,057		\$0	\$4,293,057	\$3,780,153				
Districtwide Totals:			\$43,453,906		\$6,431,801	\$37,022,105	\$41,578,056				

Project Summary Report

Measure H Bond Program

Reporting Period: Inception through 3/31/2015

Category/Project	Project Number	Status	Bond Budget	BLR Change	Bond Exp. To Date	Budget Remaining	Estimate at Completion	Start Date	End Date	% Complete Construction	% Complete Financial
Unallocated Interest Earned:			\$0								
Grand Total:			\$220,561,109		\$87,997,525	\$132,563,584	\$219,993,670				

This report reflects funding sources, actual expenses to date and accruals posted for fiscal year end close.

"Start Date" : Notice to proceed on construction activities.


"End Date" : When project is available for intended use


"% Complete Construction" : Report date vs. construction duration of project.

"% Complete Financial" : Bond Expenses to Date divided by Bond Budget.

Cancelled, Consolidated and Pending projects have been removed from this report for ease of review.

Start/End Dates and Estimate at Completion reflect latest project updates and may include data more current than the financial reporting period.

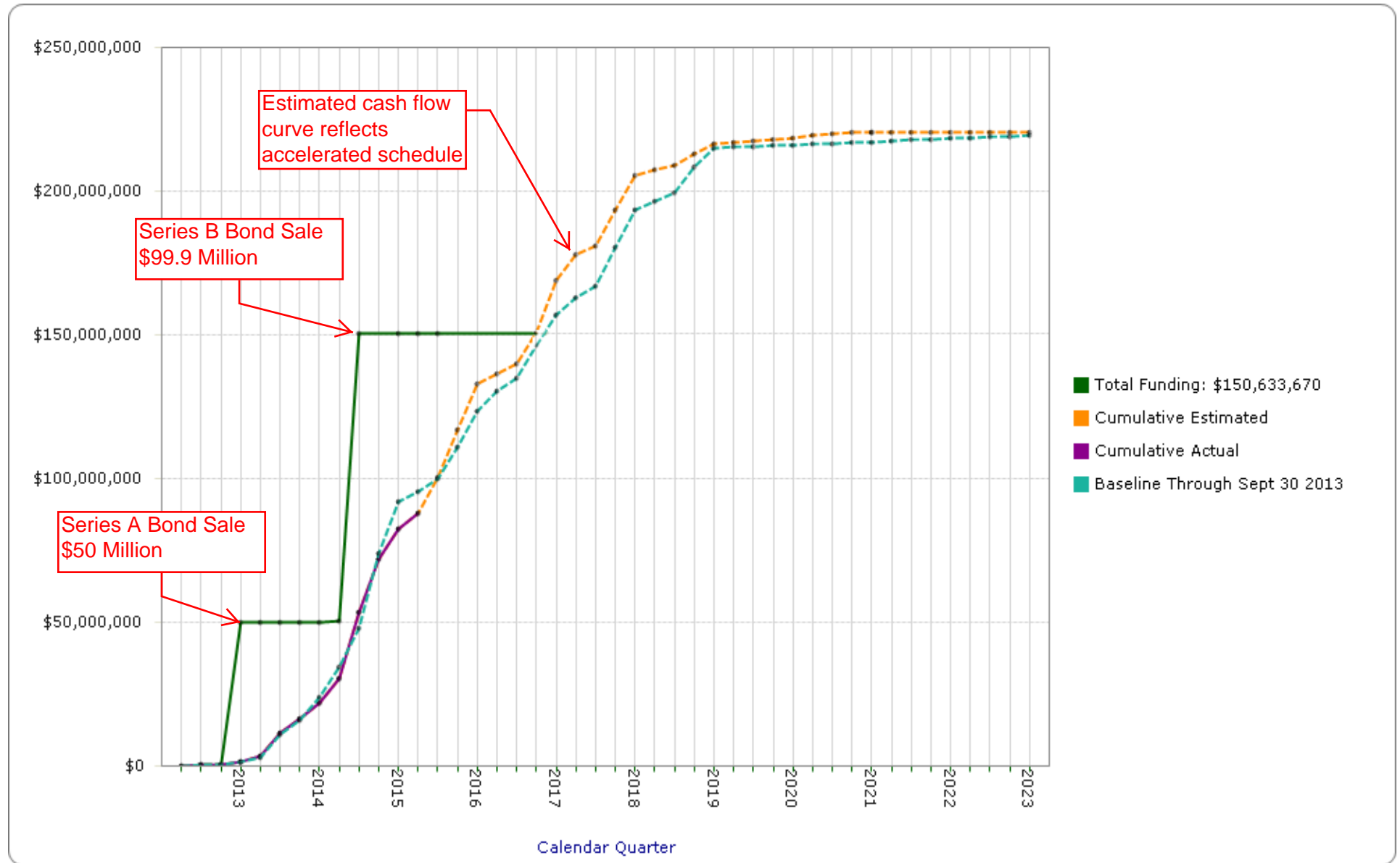
 : Notes prior budget/scope changes

 : Notes new changes to budget/scope

Measure H Bond Program

Fiscal Year 2014-2015 Q3 Cash Flow

Spend Data thru March 31, 2015



Cupertino Union School District - Measure H Bond Program Project Sequence

Site/Project	Construction Start	Phase
Districtwide Technology Refresh (All campuses & DO)	2013	Complete
District Administrative Office Relocation	2013	Complete
District Corporation Yard Storage Building	2013	Complete
Summer 2013 Fast-Track Projects	2013	Complete
Cupertino Middle School - New Buildings	2013	Complete
Lawson Middle School - New Buildings	2013	Complete
Cupertino Middle School - 100, 200, 300, CR's 1 & 5	2014	Complete
Meyerholz Elementary School	2014	Complete
Regnart Elementary School	2014	Complete
Sedgwick Elementary School	2014	Complete
West Valley Elementary School	2014	Complete
Montclair ES (SDC relo, GLC, ext paint, track)	2014	Complete
Muir ES Relocation of 5 YCC/CAP CR's from Sedgwick	2014	Complete
Meyerholz ES Installation of 2 portable classrooms	2014	Complete
Faria ES Installation of 2 portable classrooms	2014	Complete
Lincoln re-roof	2014	Complete
Hyde Middle School	2015	Phase 1 Complete Phase 2 in Construction
Miller Middle School	2015	Phase 1 Complete Phase 2 in Construction
McAuliffe Elementary School	2015	Preconstruction
Muir Elementary School	2015	Preconstruction
Garden Gate Elementary School	2015	Preconstruction
Installation of 12 new portable classrooms and relocation of 12 existing portable classrooms	2015	Preconstruction
Montclair ES SDC Relocation Phase 2	2016	Design
Kennedy Middle School	2016	Design
Blue Hills Elementary School	2016	Design
De Vargas Elementary School	2016	Design
Dilworth Elementary School	2016	Design
Montclair Elementary School	2016	Design
Stevens Creek Elementary School	2016	Design
Cupertino Middle School - Modernization	2017	Pending
Lawson Middle School - Modernization	2017	Pending
Eisenhower Elementary School	2017	Pending
Faria Elementary School	2017	Pending
Nimitz Elementary School	2017	Pending
Stockmeir Elementary School	2017	Pending
Eaton Elementary School	2018	Pending
Collins Elementary School	2018	Pending
Lincoln Elementary School	2018	Pending
Murdock-Portal Elementary School	2018	Pending