

# Master Project List Report

Cupertino Union School District

## Cupertino Union School District

Project List as of April 01, 2021

Category/Project	Status	Budget	Description
<b>Elementary Schools</b>			
<b>Blue Hills Elementary School</b>			
01-8215	Site Utilities Replacement	Complete	\$66,183 Install new backflow preventer.
01-8502	Modernization	Active	\$6,126,000 Major ADA upgrades to Student (Kindergarten) and Staff Restrooms. Minor upgrade to Student and Staff Restrooms. Buildings will receive a new fire alarm service, replacement of finishes (flooring, paint, tackable walls, and selected ceiling), refurbishing of casework, window treatments at classrooms. Improve accessibility for drinking fountains, plumbing fixtures and casework in classrooms. Paint exterior building trim. Add kiln room. Demolish existing kitchen and add kitchen to main building. Replace some HVAC units. Add interior walls in main classroom/admin/GLC building.
01-8508	New Kinder Play Yard	Complete	\$500,899 Install new kinder play yard at Blue Hills Elementary School.
01-8525	Exterior Painting	Complete	\$156,025 Paint exterior.
01-8536	Technology	Complete	\$163,039 District's IT Department site refresh program.
01-8552	Kindergarten Fencing	Cancelled	\$0 Add fencing at Kindergarten play area. Project Cancelled
<b>Blue Hills Elementary School Totals:</b>			<b>\$7,012,146</b>
<b>De Vargas Elementary School</b>			
02-8215	Site Utilities Replacement	Complete	\$108,410 Replacement of sanitary sewer lines. Add additional storm drain to eliminate ponding.
02-8502	Modernization	Complete	\$4,876,823 Major ADA upgrades to Student (Kindergarten) and Staff Restrooms at Building B. Minor upgrade to Student and Staff Restrooms at buildings A, C, and D. Buildings will receive a new fire alarm service/intercom service, replacement of finishes (flooring, paint, tackable walls, and selected ceiling), refurbishing of casework, window treatments at classrooms. Improve accessibility for plumbing fixtures and casework in classrooms. Replace doors and panic hardware at GLC. Minor HVAC/duct repair. Paint exterior trim. Repair dry rot and replace door and door frames as needed.
02-8521	Lighting Upgrades	Complete	\$56,084 Addition of new parking lot light fixtures/poles, repair/servicing of existing pole mounted light fixtures and the replacement of outdated wall mounted light fixtures with new (energy efficient) light fixtures.
02-8536	Technology	Active	\$185,321 District's IT Department site refresh program.
<b>De Vargas Elementary School Totals:</b>			<b>\$5,226,636</b>
<b>Dilworth Elementary School</b>			
03-8215	Site Utilities Replacement	Complete	\$58,013 Add additional storm drain to eliminate ponding. Install new backflow preventer.

# Master Project List Report

Cupertino Union School District

## Cupertino Union School District

Project List as of April 01, 2021

Category/Project	Status	Budget	Description	
<b>Elementary Schools</b>				
03-8502	Modernization	Complete	\$4,494,924	Major ADA upgrades to Student (Kindergarten) Restrooms at Building A. Minor upgrade to Student and Staff Restrooms at Buildings B, C and D. Buildings will receive a new fire alarm service, replacement of finishes (flooring, paint, tackable walls, and selected ceiling), refurbishing of casework, window treatments at classrooms. Improve accessibility for plumbing fixtures and casework in classrooms. Minor HVAC/duct repair. Paint exterior trim and replace door and door frames as needed.
03-8521	Lighting Upgrades	Complete	\$94,206	Repair/servicing of existing pole mounted light fixtures and the replacement of outdated wall mounted light fixtures with new (energy efficient) light fixtures.
03-8536	Technology	Active	\$172,023	District's IT Department site refresh program.
03-8557	Data Infrastructure Upgrade	Complete	\$369,448	Replace data infrastructure cabling.
<b>Dilworth Elementary School Totals:</b>			<b>\$5,188,615</b>	
<b>Collins Elementary School</b>				
22-8502	Modernization	Active	\$245,025	ADA Upgrades
22-8536	Technology	Active	\$196,439	District's IT Department site refresh program.
<b>Collins Elementary School Totals:</b>			<b>\$441,464</b>	
<b>Eaton Elementary School</b>				
23-8502	Modernization	Active	\$1,205,141	Shade structure installation at kinder lunch area. Install a walkway at the office parking lot. Buildings to receive a new PA system and a new fire alarm service. Roof restoration at Buildings 920 and 940.
23-8536	Technology	Active	\$221,698	District's IT Department site refresh program.
<b>Eaton Elementary School Totals:</b>			<b>\$1,426,839</b>	
<b>Eisenhower Elementary School</b>				
04-8215	Site Utilities Replacement	Complete	\$335,059	Replace domestic water lines. Install new backflow preventer.
04-8502	Modernization	Active	\$4,602,547	Major ADA upgrades to Student (Kindergarten) and Staff Restrooms at Buildings A and 1. Minor upgrade to Student and Staff Restrooms at Buildings B, 2, 3 and 5. Buildings will receive a new fire alarm service/intercom service, replacement of finishes (flooring, paint, tackable walls, and selected ceiling), refurbishing of casework, window treatments at classrooms. Improve accessibility for routes of travel, plumbing fixtures and casework in classrooms. Replace doors and panic hardware at GLC. Replace select HVAC units. Paint exterior trim and replace door and door frames as needed.
04-8536	Technology	Active	\$193,816	District's IT Department site refresh program.
<b>Eisenhower Elementary School Totals:</b>			<b>\$5,131,422</b>	

# Master Project List Report

Cupertino Union School District

## Cupertino Union School District

Project List as of April 01, 2021

Category/Project	Status	Budget	Description	
<b>Elementary Schools</b>				
<b>Faria Elementary School</b>				
05-8215	Site Utilities Replacement	Complete	\$53,504	Replace (70)LF section of sanitary sewer line. Add additional storm drain to eliminate ponding.
05-8502	Modernization	Active	\$4,659,771	Major ADA upgrades to Student (Kindergarten) and Staff Restrooms at Building B. Minor upgrade to Student and Staff Restrooms at Buildings A, C and D. Buildings will receive a new fire alarm service/intercom service, replacement of finishes (flooring, paint, tackable walls, and selected ceiling), refurbishing of casework, window treatments at classrooms. Improve accessibility for plumbing fixtures and casework in classrooms. Replace finishes and HVAC at warming kitchen. Paint exterior trim and replace door and door frames as needed. Roof restoration at GLC Building A. Installation of shade structure at kinder lunch area.
05-8536	Technology	Active	\$220,902	District's IT Department site refresh program.
05-8550	Growth Portables	Complete	\$236,930	Purchase and installation of growth portables.
05-8567	Portable Restroom	Complete	\$164,171	New portable restroom facility to serve expanded campus facilities.
<b>Faria Elementary School Totals:</b>			<b>\$5,335,278</b>	
<b>Garden Gate Elementary School</b>				
06-8215	Site Utilities Replacement	Complete	\$323,322	Replace domestic water lines. Install new backflow preventer
06-8502	Modernization	Complete	\$6,439,523	Major ADA upgrades to Student Restrooms at Buildings 1 and 3. Minor upgrade to Student and Staff Restrooms at buildings 1, 2, 3, 5 and MP. Buildings will receive a new fire alarm service, replacement of finishes (flooring, paint, tackable walls, and selected ceiling), refurbishing of casework, window treatments at classrooms. Improve accessibility for plumbing fixtures and casework in classrooms. Replace doors and hardware at the multi-purpose room. Replace finishes at warming kitchen. Paint exterior trim and new roofing.
06-8536	Technology	Active	\$206,649	District's IT Department site refresh program.
06-8557	Data Infrastructure Upgrade	Complete	\$512,846	Replace data infrastructure cabling.
<b>Garden Gate Elementary School Totals:</b>			<b>\$7,482,339</b>	
<b>John Muir Elementary School</b>				
10-8502	Modernization	Complete	\$4,741,539	Major ADA upgrades to Student and Staff Restrooms at Buildings A, B, C and D. Minor upgrades to Student and Staff Restrooms at Buildings C, E and F. Earthquake Retrofits for Building A. Buildings will receive a new fire alarm service, replacement of finishes (flooring, paint, tackable walls, and selected ceiling), refurbishing of casework, window treatments at classrooms. Improve accessibility for plumbing fixtures and casework in classrooms. Replace finishes at warming kitchen. Replace door and door frames as needed, paint exterior trim and repair dry rot. Expand administration area. Preschool bathroom upgrades/mold removal.
10-8508	Kinder Play Yard Improvements	Complete	\$121,597	Kinder play yard improvements at John Muir Elementary School.

# Master Project List Report

Cupertino Union School District

## Cupertino Union School District

Project List as of April 01, 2021

Category/Project	Status	Budget	Description
<b>Elementary Schools</b>			
10-8528	Roofing	Complete	\$152,059 Roof Replacement Classroom Wing 11–18
10-8536	Technology	Active	\$221,732 District's IT Department site refresh program.
10-8567	YCC/CAP Relocation	Complete	\$1,029,622 Relocation of 3 YCC classrooms and 2 CAP facilities from Sedgwick Elementary
<b>John Muir Elementary School Totals:</b>		<b>\$6,266,549</b>	
<b>Lincoln Elementary School</b>			
07-8215	Site Utilities Replacement	Complete	\$255,904 Replace domestic water system.
07-8502	Modernization	Active	\$6,656,523 Major ADA upgrades to Student (Kindergarten) and Staff Restrooms at Building B and K. Minor upgrade to Student and Staff Restrooms at buildings A, C, D and F. Buildings will receive a new fire alarm service/intercom service, replacement of finishes (flooring, paint, tackable walls, and selected ceiling), refurbishing of casework, window treatments at classrooms. Improve accessibility for drinking fountains, plumbing fixtures and casework in classrooms. Replace HVAC at portable. Convert old kitchen to science lab. Replace finishes at warming kitchen. New roofing and re-roof at Buildings C and D, Paint exterior trim, repair dry rot and replace door and door frames as needed. New lunch tables. Replace existing sewer piping, add backflow preventer and install booster pump for irrigation system.
07-8508	Kinder Play Yard Improvements	Complete	\$164,183 Kinder play yard improvements at Lincoln Elementary School.
07-8521	Lighting Upgrades	Complete	\$39,391 Replacement of outdated wall mounted light fixtures with new (energy efficient) light fixtures.
07-8528	Roofing	Complete	\$510,010 Roof Replacement, Buildings 'C', 'D,' and 'E.'
07-8536	Technology	Active	\$223,600 District's IT Department site refresh program.
07-8567	New Portable Restroom	Complete	\$202,862 New portable restroom facility to serve expanded campus facilities.
07-8579	Roofing Phase II	Complete	\$385,270 This project is to redo a portion of the scope of work completed during project 07-8528 - Re-Roof Buildings 'C', 'D,' and 'E.'
<b>Lincoln Elementary School Totals:</b>		<b>\$8,437,743</b>	
<b>McAuliffe Elementary School</b>			
16-8215	Site Utilities Replacement	Complete	\$83,378 Add additional storm drain to eliminate ponding. Install new backflow preventer.
16-8502	Modernization	Complete	\$5,246,696 Major ADA upgrades to Student and Staff Restrooms. Minor upgrade to all Student and Staff Restrooms. Buildings will receive a new fire alarm service, replacement of finishes (flooring, paint, tackable walls, and selected ceiling), refurbishing of casework, window treatments at classrooms. Improve accessibility for plumbing fixtures and casework in classrooms. Replace finishes at warming kitchen. New roofing, paint exterior trim.

# Master Project List Report

Cupertino Union School District

## Cupertino Union School District

Project List as of April 01, 2021

Category/Project	Status	Budget	Description	
<b>Elementary Schools</b>				
16-8521	Lighting Upgrades	Complete	\$119,998	Addition of new parking lot light fixtures/poles and the replacement of outdated wall mounted light fixtures with new (energy efficient) light fixtures.
16-8525	Exterior Painting	Complete	\$158,576	Paint exterior.
16-8536	Technology	Active	\$176,155	District's IT Department site refresh program.
16-8557	Data Infrastructure Upgrade	Complete	\$252,818	Replace data infrastructure cabling.
<b>McAuliffe Elementary School Totals:</b>			<b>\$6,037,621</b>	
<b>Meyerholz Elementary School</b>				
08-8502	Modernization	Complete	\$6,364,464	Modernization of Buildings C, D and E. Minor upgrade to Student and Staff Restrooms at buildings A, B and E. Major ADA upgrades to Student (Kindergarten) and Staff Restrooms at Building B, C and D. Earthquake retrofit for Buildings B, C and D. Modernization of Buildings C, D and E. Buildings will receive a new fire alarm service, replacement of finishes (flooring, paint, tackable walls, and selected ceiling), refurbishing of casework, window treatments at classrooms. Improve accessibility for plumbing fixtures and casework in classrooms. Replace some HVAC units. New roofing, paint exterior trim. Expansion of office space.
08-8521	Lighting Upgrades	Complete	\$65,875	Addition of new parking lot light fixtures/poles.
08-8536	Technology	Active	\$199,152	District's IT Department site refresh program.
08-8550	Growth Portables	Complete	\$256,952	Purchase and installation of growth portables.
08-8557	Data Infrastructure Upgrade	Complete	\$252,814	Replace data infrastructure cabling.
08-8567	Interim Housing	Complete	\$194,352	Temporary classroom space to house students displaced due to Meyerholz Elementary School - Interim Housing (08-8502)
<b>Meyerholz Elementary School Totals:</b>			<b>\$7,333,609</b>	
<b>Montclair Elementary School</b>				
09-8502	Modernization	Complete	\$6,746,124	Major ADA upgrades to Student and Staff Restrooms C and D. Minor upgrade to Student and Staff Restrooms at Buildings A, B and C. Minor upgrade to Admin Office and Classrooms. Buildings will receive a new fire alarm/intercom service, replacement of finishes (flooring, paint, tackable walls, and selected ceiling), refurbishing of casework, window treatments at classrooms. Improve accessibility for drinking fountains, plumbing fixtures and casework in classrooms. Paint exterior trim. Short throw projectors. Shade structure/fence work.
09-8512	Drainage Upgrade and Track Refurbishment	Complete	\$98,969	Due to existing conditions, the track needs to be repaired for PE classes.
09-8536	Technology	Active	\$174,139	District's IT Department site refresh program.

# Master Project List Report

Cupertino Union School District

## Cupertino Union School District

Project List as of April 01, 2021

Category/Project	Status	Budget	Description
<b>Elementary Schools</b>			
09-8567	SDC Relocation	Complete	\$99,209 Relocate CAP classes out of general classroom wing.
<b>Montclaire Elementary School Totals:</b>		<b>\$7,118,441</b>	
<b>Murdock Portal Elementary School</b>			
21-8502	Modernization	Active	\$600,000 Paint exterior building trim and minor site utilities. Shade structure installation and site work at kinder lunch area. Upgrades to main playground.
21-8527	Domestic Water Replacement	Complete	\$254,019 The main water supply has deteriorated to the point of catastrophic failure. This existing main black iron pipe needs to be fully removed and replaced.
21-8536	Technology	Active	\$178,198 District's IT Department site refresh program.
<b>Murdock Portal Elementary School Totals:</b>		<b>\$1,032,216</b>	
<b>Nimitz Elementary School</b>			
12-8502	Modernization	Active	\$6,387,973 Minor upgrade to all Student and Staff Restrooms. Buildings will receive a new fire alarm service/intercom service, replacement of finishes (flooring, paint, tackable walls, and selected ceiling), refurbishing of casework, window treatments at classrooms. Improve accessibility for plumbing fixtures and casework in classrooms. Replace finishes at warming kitchen. Paint exterior building trim and new roof. Replace select HVAC units. Shade structure installation.
12-8536	Technology	Active	\$273,482 District's IT Department site refresh program.
12-8567	New Portable Restroom	Complete	\$253,312 New portable restroom facility to serve expanded campus facilities.
<b>Nimitz Elementary School Totals:</b>		<b>\$6,914,767</b>	
<b>Regnart Elementary School</b>			
17-8215	Site Utilities Replacement	Complete	\$59,163 Add additional storm drain to eliminate ponding.
17-8502	Modernization	Complete	\$5,107,160 Major ADA upgrades to Student (Kindergarten) and Staff Restrooms at Building B. Minor upgrade to Student and Staff Restrooms at buildings A, C and D. Replace covered walkway. Buildings will receive a new fire alarm service, replacement of finishes (flooring, paint, tackable walls, and selected ceiling), refurbishing of casework, window treatments at classrooms. Improve accessibility for plumbing fixtures and casework in classrooms. Replace doors and hardware at multi-purpose room. Paint exterior building trim and new roofing. Replace select HVAC units.
17-8508	Kinder Play Yard Improvements	Complete	\$1,465 Kinder play yard improvements at Regnart Elementary School.
17-8521	Lighting Upgrades	Complete	\$53,819 Addition of new parking lot light fixtures/poles, repair/servicing of existing pole mounted light fixtures and the replacement of outdated wall mounted light fixtures with new (energy efficient) light fixtures.
17-8536	Technology	Active	\$195,150 District's IT Department site refresh program.

# Master Project List Report

Cupertino Union School District

## Cupertino Union School District

Project List as of April 01, 2021

Category/Project	Status	Budget	Description
<b>Elementary Schools</b>			
17-8557	Data Infrastructure Upgrade	Complete	\$344,498 Replace data infrastructure cabling.
<b>Regnart Elementary School Totals:</b>		<b>\$5,761,255</b>	
<b>Sedgwick Elementary School</b>			
14-8502	Modernization	Complete	\$5,747,950 Minor upgrades to Student and Staff Restrooms. Buildings will receive a new fire alarm service, replacement of finishes (flooring, paint, tackable walls, and selected ceiling), refurbishing of casework, window treatments at classrooms. Improve accessibility for plumbing fixtures and casework in classrooms. Replace doors and hardware at multi-purpose room. Paint exterior of Building B and new roofing.
14-8536	Technology	Active	\$233,810 District's IT Department site refresh program.
<b>Sedgwick Elementary School Totals:</b>		<b>\$5,981,760</b>	
<b>Stevens Creek Elementary School</b>			
18-8215	Site Utilities Replacement	Complete	\$109,753 Replacement of sanitary sewer lines. Add additional storm drain to eliminate ponding.
18-8502	Modernization	Active	\$8,008,258 Major ADA upgrades to Student (Kindergarten) and Staff Restrooms at Buildings A, B, D, and E. Minor upgrade to Student and Staff Restrooms at Buildings A, B and C. Modernization at Building D and E. Minor upgrades to Office. Buildings will receive a new fire alarm/intercom service, replacement of finishes (flooring, paint, tackable walls, and selected ceiling), refurbishing of casework, window treatments at classrooms. Improve accessibility for plumbing fixtures and casework in classrooms. Replace entry doors and hardware at Building A. Replace finishes at warming kitchen. Paint exterior of building and new roofing. New dumpster enclosure. Replace selected HVAC units in Building A. Sidewalk improvements. Shade structure installation at kinder lunch area.
18-8536	Technology	Active	\$178,539 District's IT Department site refresh program.
18-8557	Data Infrastructure Upgrade	Complete	\$318,150 Replace data infrastructure cabling.
18-8567	Replacement of Aged Portables	Complete	\$549,457 Replace three relocatable classroom buildings
<b>Stevens Creek Elementary School Totals:</b>		<b>\$9,164,157</b>	
<b>Stockmeir Elementary School</b>			
19-8215	Site Utilities Replacement	Complete	\$30,075 Install new backflow preventer.
19-8502	Modernization	Active	\$6,215,972 Minor upgrades to Student and Staff Restrooms at buildings 1, 2, 4, 5 and 6. Earthquake retrofits for Pod C. Buildings will receive a new fire alarm service/intercom service, replacement of finishes (flooring, paint, tackable walls, and selected ceiling), refurbishing of casework, window treatments at classrooms. Improve accessibility for plumbing fixtures and casework in classrooms. Replace finishes at warming kitchen. Paint exterior of trim.

# Master Project List Report

Cupertino Union School District

## Cupertino Union School District

Project List as of April 01, 2021

Category/Project	Status	Budget	Description
<b>Elementary Schools</b>			
19-8536	Technology	Active	\$289,499 District's IT Department site refresh program.
19-8567	Modernization - Phase I	Complete	\$1,909,865 Consolidation of the two Campus Administrative Offices into one temporary facility more centrally located on the campus, relocation of the Campus Library into a temporary facility, expand kinder play yard and lunch area, expand upper play yard and apparatus
<b>Stockmeir Elementary School Totals:</b>		<b>\$8,445,412</b>	
<b>West Valley Elementary School</b>			
20-8502	Modernization	Complete	\$7,294,091 Major ADA upgrades to Student (Kindergarten) and Staff Restrooms at Buildings A, B , C and K. Minor upgrade to Student and Staff Restrooms at buildings A and D. Replace covered walkway. Earthquake retrofit for Buildings B and C. Buildings will receive a new fire alarm service, replacement of finishes (flooring, paint, tackable walls, and selected ceiling), refurbishing of casework, window treatments at classrooms. Improve accessibility for plumbing fixtures and casework in classrooms. New special Ed classrooms. Replace finishes at warming kitchen. Replace windows in B and C (excluding Admin area). New roofing and paint exterior trim.
20-8536	Technology	Active	\$152,868 District's IT Department site refresh program.
20-8550	Replace Portable Classroom	Complete	\$726,387 Replace portable classrooms 23-27.
20-8567	Interim Housing	Complete	\$986,881 Temporary classroom space for Fall 2014 & Spring 2015 to house students displaced due to West Valley Elementary School - Modernization (20-8502)
<b>West Valley Elementary Totals:</b>		<b>\$9,160,227</b>	
<b>Elementary Schools Totals:</b>		<b>\$118,898,494</b>	
<b>Middle Schools</b>			
<b>Cupertino Middle School</b>			
25-8215	Site Infrastructure	Complete	\$1,853,215 The demolition of the one story locker room buildings (Building 400) and the installation of electrical (conduit only), domestic water, storm drain and sewer line infrastructure for the new Multi-Purpose Building and Two-Story Classroom Building.
25-8501	New Classroom Building	Complete	\$6,576,364 The project includes the construction of a new two story classroom building that will add needed science (10) and general education classrooms (10), and replace outdated portables.
25-8502	Mod. of Bldg. 100, 200, 300 and Classroom 1 and 2	Complete	\$5,222,407 The modernization of Building 100, the Administration will be remodeled to allow for additional support staff, Building 200 will be reconfigured to allow expanded library areas, Building 300 will be remodeled for the expanding performing arts program and to improve the student "point of service" for food service and a portion of Building 500 (classroom 1 and 2) will be reconfigured to provide a new staff work room, teacher lounge and restrooms. Reroofing of buildings 100, 200 and 300.
25-8505	Multi-Purpose Building	Complete	\$11,338,884 The construction of Multi-Purpose Building and playground area, which will provide additional space for the physical education program and the performing arts programs.



# Master Project List Report

Cupertino Union School District

## Cupertino Union School District

Project List as of April 01, 2021

Category/Project	Status	Budget	Description	
<b>Middle Schools</b>				
25-8506	Modernization of 500, 600, 700 , 800 and 900	Complete	\$4,739,861	Buildings will receive upgrades to restrooms, fire alarm service, and replacement of finishes (flooring, paint, tackable walls, and selected ceiling), refurbishing of casework, window treatments at classrooms and exterior painting of the building trim.
25-8512	Quad and PE Improvements	Active	\$2,877,477	Create a quadrangle area for student breaks and physical education improvements.
25-8536	Technology	Active	\$371,506	District's IT Department site refresh program.
25-8550	Site Work for Modular Installation	Complete	\$152,321	Construction and site work necessary to install 24 x 40 modular classroom building: including electrical, telephone, network, intercom and fire alarm.
25-8567	Interim Housing	Complete	\$1,211,658	The project is the installation of 7 new portables (6 classrooms and 1 restroom) and relocation of 3 existing classroom portables.
<b>Cupertino Middle School Totals:</b>			<b>\$34,343,693</b>	
<b>Hyde Middle School</b>				
26-8502	Campus Modernization	Complete	\$6,191,441	Buildings will receive upgrades to restrooms, a new fire alarm service, replacement of finishes (flooring, paint, tackable walls, and selected ceiling), refurbishing of casework, window treatments at classrooms, replacement of the clay tile roof and exterior painting of the building trim.  The site will also receive replacement of concrete walks at the Quad, upgrade to the storm drain and domestic water system, additional exterior lighting and an enlarged bike cage area.
26-8528	Roofing Replacement	Complete	\$437,076	Reroofing of Multipurpose (Building 400) and Gym (Building 500).
26-8536	Technology	Active	\$303,602	District's IT Department site refresh program.
26-8550	Interim Housing	Complete	\$469,768	Temporary classroom space to house students displaced due to Hyde Middle School - Campus Modernization (26-8502)
26-8567	Replacement of Leased Portables	Complete	\$245,381	Replacement of 3 portables and addition of 2 new portables.
<b>Hyde Middle School Totals:</b>			<b>\$7,647,269</b>	
<b>Kennedy Middle School</b>				
27-8502	Campus Modernization	Complete	\$6,760,069	Buildings will receive upgrades to restrooms, a new fire alarm service, replacement of finishes (flooring, paint, tackable walls and selected ceilings) refurbishing of casework, window treatments at classrooms and exterior painting of the building trim. Temporary classroom space to house students displaced due to modernization.  The site will also receive upgrades to the sewer system, additional exterior lighting, repair of ramps to portables and an enlarged bike cage area.
27-8536	Technology	Active	\$338,144	District's IT Department site refresh program.
27-8550	Interim Housing	Consolidated	\$0	Temporary classroom space to house students displaced due to Kennedy Middle School - Campus Modernization (27-8502).

# Master Project List Report

Cupertino Union School District

## Cupertino Union School District

Project List as of April 01, 2021

Category/Project	Status	Budget	Description
<b>Middle Schools</b>			
27-8567	Replacement of Aged Portables	Complete	\$349,985 Replacement of portable classrooms A, B and C.
<b>Kennedy Middle School Totals:</b>		<b>\$7,448,197</b>	
<b>Lawson Middle School</b>			
24-8213	Soil Remediation	Complete	\$160,607 The off haul and disposal of Class 1 material to an authorized landfill from around the old District Office site.
24-8215	Site Infrastructure	Complete	\$558,844 The installation of electrical (conduit only), domestic water, storm drain and sewer line infrastructure for the new Music Building and Two-Story Classroom Building.
24-8501	New Classroom Building	Complete	\$10,194,350 The project includes the construction of a new two story classroom building that will add needed science (10) and general education classrooms (10), and replace outdated portables.
24-8502	Modernization of Classrooms 3, 25 and 26	Complete	\$936,684 The existing spaces will be modernized to provide additional space for the physical education program and the performing arts program and the modernization of existing staff area.
24-8505	New Music Building	Complete	\$2,389,845 The construction of Music Building, which will provide additional space for the performing arts programs.
24-8506	Campus Modernization	Active	\$1,571,427 Roofing repair and exterior painting of building trim. Installation of short throw projectors in Buildings 200, 500, 600, 800, and 900. Sidewalk improvements. ADA upgrades to student restrooms at Building 200. Upgrade finishes in staff room at Building 400 (tackable walls, paint, replace selected ceiling tiles). Shade structure installation at quad area.
24-8512	Track & Field	Complete	\$3,660,455 Construct a new track and field and expand playground area.
24-8536	Technology	Active	\$408,417 District's IT Department site refresh program.
24-8551	District Office Demolition	Complete	\$993,905 Demolition of two (2) one story office buildings, one (1) storage buildings and one (1) hazardous material collection station. Site prep for four (4) modular buildings, site grading, hydro-seeding, asphalt paving, fencing, electrical, domestic water, and, sewer line infrastructure and new hazardous material collection station.
24-8567	Interim Housing	Complete	\$993,313 The project is the installation of 4 new portable classrooms and relocation of 5 existing classroom portables and modifications to the existing track and field.
<b>Lawson Middle School Totals:</b>		<b>\$21,867,848</b>	
<b>Miller Middle School</b>			
28-8502	Campus Modernization	Complete	\$6,813,668 Buildings will receive upgrades to restrooms, a new fire alarm service, replacement of finishes (flooring, paint, tackable walls and selected ceiling), refurbishing of casework, window treatments at classrooms and exterior painting of the building trim. The site will also receive additional exterior lighting, ball wall and additional lunch tables. Room 32 at Building 600 will receive HVAC upgrades.
28-8505	Site Work for Modular Installation	Complete	\$156,401 Construction and site work necessary to install 24 x 40 modular classroom building: including electrical, telephone, network, intercom and fire alarm.
28-8528	Roofing Repairs	Complete	\$482,257 Campus-wide roofing repairs at Miller Middle School.

# Master Project List Report

Cupertino Union School District

## Cupertino Union School District

Project List as of April 01, 2021

Category/Project	Status	Budget	Description
<b>Middle Schools</b>			
28-8536	Technology	Active	\$298,493 District's IT Department site refresh program.
28-8550	Interim Housing	Complete	\$500,195 Temporary classroom space to house students displaced due to Miller Middle School - Campus Modernization (28-8502).
28-8567	Replacement of Leased Portables	Complete	\$177,823 Replacement of 3 portables
<b>Miller Middle School Totals:</b>		<b>\$8,428,836</b>	
<b>Middle Schools Totals:</b>		<b>\$79,735,843</b>	
<b>Districtwide</b>			
<b>Districtwide - General</b>			
14-8501	Property Acquisition/Improvement	Active	\$4,053,283 Acquisition of property and improvement
15-8511	Central Kitchen - Lease Option	Cancelled	\$0 Lease space within District attendance boundaries, for the District's Central Kitchen (currently at Stockmeir).
31-8501	District Corporation Yard	Complete	\$1,545,878 Construct new pre-fabricated metal building to replace disrupted storage and shops.
32-8537	District Office - Lease Option	Active	\$3,433,872 Lease commercial office space within District attendance boundaries, determine space program and construct new office space for all District administrative functions. Move District administrative staff into new facilities.
66-8201	Energy Efficiency / Solar Projects	Cancelled	\$0 Implement long term savings through more effective energy consumption
66-8213	Hazardous Material Removal	Complete	\$452 As part of the budget, funds have been set aside to abatement of asbestos, lead paint and other materials as needed.
66-8508	Playgrounds / Landscaping / Fields	Complete	\$274,140 As part of the budget, a fund have been set aside for the refurbishment of blacktop and parking lots, playground/fall surface replacement and fields those most in need of work.
66-8534	Furniture, Fixtures & Equipment	Complete	\$1,001,115 Classroom furniture for new facilities.
66-8540	Districtwide Security	Complete	\$35,293 New project for computer charging cart security.
66-8550	Interim Housing	Complete	\$0 As part of the budget, funds have been set aside to accommodate temporary housing of educational programs displaced while facilities are under construction or renovation.
66-8562	DSA Legacy Project Closeout	Active	\$217,453 DSA closeout activities related to legacy projects.
66-8565	Moving and Storage	Active	\$52,819 As part of the budget, funds have been set aside to move and storage classroom furniture/equipment while facilities are under construction or renovation.
66-8567	Purchase of District-Leased Portable Classrooms	Complete	\$41,871 As part of the program, the District will purchase some modular which are deemed to be needed long term.
<b>Districtwide - General Totals</b>		<b>\$10,656,177</b>	

# Master Project List Report

Cupertino Union School District

## Cupertino Union School District

Project List as of April 01, 2021

Category/Project	Status	Budget	Description	
<b>Districtwide</b>				
<b>Program Costs</b>				
66-8502	Bond Program Admin Expenses	Active	\$3,550,000	As part of the budget, funds have been set aside for District employee expenses related to the direct management of Measure H.
66-8541	Bond Program Planning	Active	\$1,300,000	As part of the budget, funds have been set aside for district wide planning efforts, studies, reports and other planning costs.
66-8561	Bond Program Miscellaneous Expenses	Active	\$1,970,311	As part of the budget, funds have been set aside for Bond Costs, Legal Fees, District-wide consultants and other miscellaneous costs.
<b>Program Costs Totals:</b>			<b>\$6,820,311</b>	
<b>Technology</b>				
63-8536	Technology	Active	\$3,802,658	Replace computers, peripheral devices and user software platforms which don't meet District standards. Replace aging voice-over-IP phone system. Upgrade campus local area networks to increase speed and capacity. Provide wireless access points in each classroom, ancillary space and large assembly area to support wireless access to digital information. Create a new network portal to support multi-device usage by students and staff.
66-8536	Technology - Data Infrastructure	Active	\$475,602	Replace data infrastructure cabling.
<b>Technology Totals:</b>			<b>\$4,278,260</b>	
<b>Contingency</b>				
52-8513	Growth Contingency	Active	\$338,570	For new facilities required from additional enrollment.
66-8513	Program Contingency	Active	\$2,185,049	Contingency funds to use throughout Measure H.
<b>Contingency Totals:</b>			<b>\$2,523,619</b>	
<b>Districtwide Totals:</b>			<b>\$24,278,367</b>	
<b>Grand Total:</b>			<b>\$222,912,704</b>	

Funding Sources: Bond, Other, State  
 Statuses: Active, Cancelled, Complete, Consolidated  
 \* Project List has been Filtered

# Whole Program Summary Report

Cupertino Union School District

## Measure H Bond Program

Reporting Period: Inception through 3/31/2021 (Reconciled thru 12/31/2020)

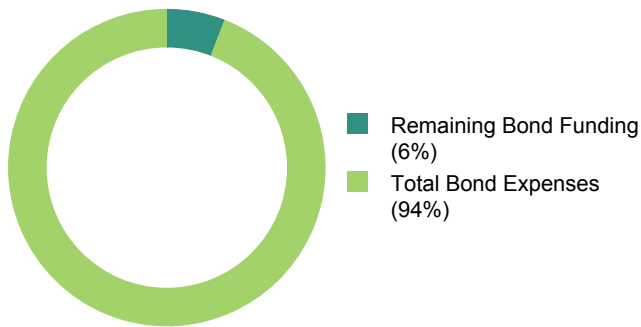
### Funding Sources

<b>Bond Authorization</b>	\$220,000,000	98.60 %
<b>Bond Allocated Interest Earned</b>	\$2,912,704	1.31 %
<b>Bond Unallocated Interest Earned</b>	\$219,195	0.10 %
<b>Total Bond:</b>	<b>\$223,131,899</b>	<b>100.00 %</b>

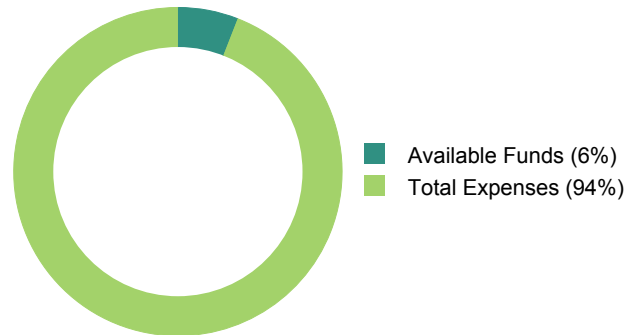
### Cost Status

Budget Group	Total Budget	Bond Expenses to Date	Remaining Balance
A&E, Oversight, DSA & Other	\$45,548,727	\$43,934,827	\$1,613,900
Construction & Contingency	\$165,943,602	\$154,866,700	\$11,076,901
District Facilities Leases	\$3,287,758	\$3,108,967	\$178,791
Furniture & Equipment	\$8,132,617	\$7,972,932	\$159,685
Unallocated Interest	\$219,195	\$0	\$219,195
<b>Totals:</b>	<b>\$223,131,899</b>	<b>\$209,883,426</b>	<b>\$13,248,472</b>

Budget vs Expenses



Available Funds vs Expenses



This report reflects funding sources, actual expenses to date and accruals posted for fiscal year end close.

**Notes:**  
 Bond Authorization: Measure H.  
 Bond Interest Earned: Measure H Interest Earnings Allocated to Projects.  
 Unallocated Interest Earned: Interest Earnings not yet allocated to specific projects.  
 Bond Expenses to Date column includes paid and accrued expenses through the reporting period end date.  
 Available Funds: Series A Bond Sale of \$50M + Series B Bond Sale of \$99.995M + Series C Bond Sale of \$55M + Series D Bond Sale of \$15.005M + Bond Interest Earned.  
 Actual Expenses To Date includes Cost of Issuance.

Rounding factors may apply



# Project Summary Report

Cupertino Union School District

## Measure H Bond Program

Reporting Period: Inception through 3/31/2021 (Reconciled thru 12/31/2020)

Category/Project	Project Number	Status	Bond Budget	BLR Change	Bond Exp. To Date	Budget Remaining	Estimate at Completion	Start Date	End Date	% Complete Construction	% Complete Financial
<b>Elementary Schools</b>											
<b>Blue Hills Elementary School</b>											
Site Utilities Replacement	01-8215	Complete	\$66,183	▼	\$66,183	\$0	\$66,183	6/12/2017	11/30/2017	100 %	100 %
Modernization	01-8502	Active	\$6,126,000	▼	\$923,984	\$5,202,016	\$6,126,000	6/6/2020	8/31/2021	66 %	15 %
New Kinder Play Yard	01-8508	Complete	\$500,899	▼	\$500,899	\$0	\$500,899	10/1/2016	11/1/2016	100 %	100 %
Exterior Painting	01-8525	Complete	\$156,025	▼	\$156,025	\$0	\$156,025	6/21/2013	8/9/2013	100 %	100 %
Technology	01-8536	Complete	\$163,039	▼	\$163,039	\$0	\$163,039	N/A	N/A	N/A	100 %
<b>Blue Hills Elementary School Totals:</b>			<b>\$7,012,146</b>		<b>\$1,810,130</b>	<b>\$5,202,016</b>	<b>\$7,012,146</b>				
<b>De Vargas Elementary School</b>											
Site Utilities Replacement	02-8215	Complete	\$108,410	▼	\$108,410	\$0	\$108,410	6/3/2013	8/8/2013	100 %	100 %
Modernization	02-8502	Complete	\$4,876,823	▼	\$4,876,823	\$0	\$4,876,823	4/10/2017	10/14/2017	100 %	100 %
Lighting Upgrades	02-8521	Complete	\$56,084	▼	\$56,084	\$0	\$56,084	6/17/2013	8/8/2013	100 %	100 %
Technology	02-8536	Active	\$185,321	▼	\$185,321	\$0	\$185,321	N/A	N/A	N/A	100 %
<b>De Vargas Elementary School Totals:</b>			<b>\$5,226,636</b>		<b>\$5,226,636</b>	<b>\$0</b>	<b>\$5,226,636</b>				
<b>Dilworth Elementary School</b>											
Site Utilities Replacement	03-8215	Complete	\$58,013	▼	\$58,013	\$0	\$58,013	6/3/2013	8/8/2013	100 %	100 %
Modernization	03-8502	Complete	\$4,494,924	▼	\$4,494,924	\$0	\$4,494,924	2/16/2017	9/16/2017	100 %	100 %
Lighting Upgrades	03-8521	Complete	\$94,206	▼	\$94,206	\$0	\$94,206	6/17/2013	8/8/2013	100 %	100 %
Technology	03-8536	Active	\$172,023	▼	\$172,023	\$0	\$172,023	N/A	N/A	N/A	100 %
Data Infrastructure Upgrade	03-8557	Complete	\$369,448	▼	\$369,448	\$0	\$369,448	6/3/2013	8/8/2013	100 %	100 %
<b>Dilworth Elementary School Totals:</b>			<b>\$5,188,615</b>		<b>\$5,188,615</b>	<b>\$0</b>	<b>\$5,188,615</b>				

# Project Summary Report

Cupertino Union School District

## Measure H Bond Program

Reporting Period: Inception through 3/31/2021 (Reconciled thru 12/31/2020)

Category/Project	Project Number	Status	Bond Budget	BLR Change	Bond Exp. To Date	Budget Remaining	Estimate at Completion	Start Date	End Date	% Complete Construction	% Complete Financial
<b>Elementary Schools</b>											
<b>Collins Elementary School</b>											
Modernization	22-8502	Active	\$245,025	▼	\$45,876	\$199,149	\$245,025	6/6/2020	8/31/2021	66 %	19 %
Technology	22-8536	Active	\$196,439	▼	\$196,439	\$0	\$196,439	N/A	N/A	N/A	100 %
<b>Collins Elementary School Totals:</b>			<b>\$441,464</b>		<b>\$242,316</b>	<b>\$199,149</b>	<b>\$441,464</b>				
<b>Eaton Elementary School</b>											
Modernization	23-8502	Active	\$1,205,141	▼	\$357,155	\$847,986	\$1,205,141	6/1/2021	8/31/2021	0 %	30 %
Technology	23-8536	Active	\$221,698	▼	\$221,698	\$0	\$221,698	N/A	N/A	N/A	100 %
<b>Eaton Elementary School Totals:</b>			<b>\$1,426,839</b>		<b>\$578,852</b>	<b>\$847,986</b>	<b>\$1,426,839</b>				
<b>Eisenhower Elementary School</b>											
Site Utilities Replacement	04-8215	Complete	\$335,059	▼	\$335,059	\$0	\$335,059	6/3/2013	8/8/2013	100 %	100 %
Modernization	04-8502	Active	\$4,602,547	▼	\$4,557,035	\$45,512	\$4,602,547	2/18/2019	8/31/2019	100 %	99 %
Technology	04-8536	Active	\$193,816	▼	\$193,816	\$0	\$193,816	N/A	N/A	N/A	100 %
<b>Eisenhower Elementary School Totals:</b>			<b>\$5,131,422</b>		<b>\$5,085,910</b>	<b>\$45,512</b>	<b>\$5,131,422</b>				
<b>Faria Elementary School</b>											
Site Utilities Replacement	05-8215	Complete	\$53,504	▼	\$53,504	\$0	\$53,504	6/3/2013	8/8/2013	100 %	100 %
Modernization	05-8502	Active	\$4,659,771	▼	\$4,393,346	\$266,425	\$4,659,771	2/18/2019	8/31/2019	100 %	94 %
Technology	05-8536	Active	\$220,902	▼	\$220,902	\$0	\$220,902	N/A	N/A	N/A	100 %
Growth Portables	05-8550	Complete	\$236,930	▼	\$236,930	\$0	\$236,930	6/26/2014	8/17/2014	100 %	100 %
Portable Restroom	05-8567	Complete	\$164,171	▼	\$164,171	\$0	\$164,171	6/5/2015	8/7/2015	100 %	100 %

# Project Summary Report

Cupertino Union School District

## Measure H Bond Program

Reporting Period: Inception through 3/31/2021 (Reconciled thru 12/31/2020)

Category/Project	Project Number	Status	Bond Budget	BLR Change	Bond Exp. To Date	Budget Remaining	Estimate at Completion	Start Date	End Date	% Complete Construction	% Complete Financial
<b>Faria Elementary School Totals:</b>			<b>\$5,335,278</b>		<b>\$5,068,853</b>	<b>\$266,425</b>	<b>\$5,335,278</b>				
<b>Garden Gate Elementary School</b>											
Site Utilities Replacement	06-8215	Complete	\$323,322	▼	\$323,322	\$0	\$323,322	6/3/2013	12/31/2014	100 %	100 %
Modernization	06-8502	Complete	\$6,439,523	▼	\$6,439,523	\$0	\$6,439,523	6/8/2015	12/31/2015	100 %	100 %
Technology	06-8536	Active	\$206,649	▼	\$206,649	\$0	\$206,649	N/A	N/A	N/A	100 %
Data Infrastructure Upgrade	06-8557	Complete	\$512,846	▼	\$512,846	\$0	\$512,846	6/3/2013	11/22/2013	100 %	100 %
<b>Garden Gate Elementary School Totals:</b>			<b>\$7,482,339</b>		<b>\$7,482,339</b>	<b>\$0</b>	<b>\$7,482,339</b>				
<b>John Muir Elementary School</b>											
Modernization	10-8502	Complete	\$4,741,539	▼	\$4,741,539	\$0	\$4,741,539	6/15/2015	6/24/2016	100 %	100 %
Kinder Play Yard Improvements	10-8508	Complete	\$121,597	▼	\$121,597	\$0	\$121,597	7/1/2015	7/31/2015	100 %	100 %
Roofing	10-8528	Complete	\$152,059	▼	\$152,059	\$0	\$152,059	6/28/2012	7/27/2012	100 %	100 %
Technology	10-8536	Active	\$221,732	▼	\$221,732	\$0	\$221,732	N/A	N/A	N/A	100 %
YCC/CAP Relocation	10-8567	Complete	\$1,029,622	▼	\$1,029,622	\$0	\$1,029,622	6/23/2014	8/8/2014	100 %	100 %
<b>John Muir Elementary School Totals:</b>			<b>\$6,266,549</b>		<b>\$6,266,549</b>	<b>\$0</b>	<b>\$6,266,549</b>				
<b>Lincoln Elementary School</b>											
Site Utilities Replacement	07-8215	Complete	\$255,904	▼	\$255,904	\$0	\$255,904	6/13/2014	8/17/2014	100 %	100 %
Modernization	07-8502	Active	\$6,656,523	▼	\$6,388,199	\$268,324	\$6,656,523	2/18/2019	8/31/2019	100 %	96 %
Kinder Play Yard Improvements	07-8508	Complete	\$164,183	▼	\$164,183	\$0	\$164,183	7/1/2015	7/31/2015	100 %	100 %
Lighting Upgrades	07-8521	Complete	\$39,391	▼	\$39,391	\$0	\$39,391	6/17/2013	8/8/2013	100 %	100 %
Roofing	07-8528	Complete	\$510,010	▼	\$510,010	\$0	\$510,010	1/10/2013	2/11/2013	100 %	100 %



# Project Summary Report

Cupertino Union School District

## Measure H Bond Program

Reporting Period: Inception through 3/31/2021 (Reconciled thru 12/31/2020)

Category/Project	Project Number	Status	Bond Budget	BLR Change	Bond Exp. To Date	Budget Remaining	Estimate at Completion	Start Date	End Date	% Complete Construction	% Complete Financial
<b>Elementary Schools</b>											
Technology	07-8536	Active	\$223,600	▼	\$223,600	\$0	\$223,600	N/A	N/A	N/A	100 %
New Portable Restroom	07-8567	Complete	\$202,862	▼	\$202,862	\$0	\$202,862	2/1/2017	5/31/2017	100 %	100 %
Roofing Phase II	07-8579	Complete	\$385,270	▼	\$385,270	\$0	\$385,270	7/15/2014	8/15/2014	100 %	100 %
<b>Lincoln Elementary School Totals:</b>			<b>\$8,437,743</b>		<b>\$8,169,419</b>	<b>\$268,324</b>	<b>\$8,437,743</b>				
<b>McAuliffe Elementary School</b>											
Site Utilities Replacement	16-8215	Complete	\$83,378	▼	\$83,378	\$0	\$83,378	6/3/2013	8/8/2013	100 %	100 %
Modernization	16-8502	Complete	\$5,246,696	▼	\$5,246,696	\$0	\$5,246,696	6/15/2015	6/30/2016	100 %	100 %
Lighting Upgrades	16-8521	Complete	\$119,998	▼	\$119,998	\$0	\$119,998	6/17/2013	8/8/2013	100 %	100 %
Exterior Painting	16-8525	Complete	\$158,576	▼	\$158,576	\$0	\$158,576	6/21/2013	8/8/2013	100 %	100 %
Technology	16-8536	Active	\$176,155	▼	\$176,155	\$0	\$176,155	N/A	N/A	N/A	100 %
Data Infrastructure Upgrade	16-8557	Complete	\$252,818	▼	\$252,818	\$0	\$252,818	6/3/2013	8/8/2013	100 %	100 %
<b>McAuliffe Elementary School Totals:</b>			<b>\$6,037,621</b>		<b>\$6,037,621</b>	<b>\$0</b>	<b>\$6,037,621</b>				
<b>Meyerholz Elementary School</b>											
Modernization	08-8502	Complete	\$6,364,464	▼	\$6,364,464	\$0	\$6,364,464	8/5/2014	2/23/2015	100 %	100 %
Lighting Upgrades	08-8521	Complete	\$65,875	▼	\$65,875	\$0	\$65,875	6/17/2013	8/8/2013	100 %	100 %
Technology	08-8536	Active	\$199,152	▼	\$199,152	\$0	\$199,152	N/A	N/A	N/A	100 %
Growth Portables	08-8550	Complete	\$256,952	▼	\$256,952	\$0	\$256,952	6/26/2014	8/17/2014	100 %	100 %
Data Infrastructure Upgrade	08-8557	Complete	\$252,814	▼	\$252,814	\$0	\$252,814	6/3/2013	8/8/2013	100 %	100 %
Interim Housing	08-8567	Complete	\$194,352	▼	\$194,352	\$0	\$194,352	11/13/2014	12/31/2014	100 %	100 %
<b>Meyerholz Elementary School Totals:</b>			<b>\$7,333,609</b>		<b>\$7,333,609</b>	<b>\$0</b>	<b>\$7,333,609</b>				

# Project Summary Report

Cupertino Union School District

## Measure H Bond Program

Reporting Period: Inception through 3/31/2021 (Reconciled thru 12/31/2020)

Category/Project	Project Number	Status	Bond Budget	BLR Change	Bond Exp. To Date	Budget Remaining	Estimate at Completion	Start Date	End Date	% Complete Construction	% Complete Financial
<b>Elementary Schools</b>											
<b>Montclair Elementary School</b>											
Modernization	09-8502	Complete	\$6,746,124	▼	\$6,746,124	\$0	\$6,746,124	6/12/2017	6/30/2019	100 %	100 %
Drainage Upgrade and Track Refurbishment	09-8512	Complete	\$98,969	▼	\$98,969	\$0	\$98,969	5/19/2014	6/18/2014	100 %	100 %
Technology	09-8536	Active	\$174,139	▼	\$174,139	\$0	\$174,139	N/A	N/A	N/A	100 %
SDC Relocation	09-8567	Complete	\$99,209	▼	\$99,209	\$0	\$99,209	3/16/2016	4/26/2016	100 %	100 %
<b>Montclair Elementary School Totals:</b>			<b>\$7,118,441</b>		<b>\$7,118,441</b>	<b>\$0</b>	<b>\$7,118,441</b>				
<b>Murdock Portal Elementary School</b>											
Modernization	21-8502	Active	\$600,000	▼	\$313,340	\$286,660	\$600,000	6/1/2021	8/31/2021	0 %	52 %
Domestic Water Replacement	21-8527	Complete	\$254,019	▼	\$254,019	\$0	\$254,019	6/27/2013	8/8/2013	100 %	100 %
Technology	21-8536	Active	\$178,198	▼	\$178,198	\$0	\$178,198	N/A	N/A	N/A	100 %
<b>Murdock Portal Elementary School Totals:</b>			<b>\$1,032,216</b>		<b>\$745,556</b>	<b>\$286,660</b>	<b>\$1,032,216</b>				
<b>Nimitz Elementary School</b>											
Modernization	12-8502	Active	\$6,387,973	▼	\$6,386,183	\$1,790	\$6,387,973	2/18/2019	12/31/2020	100 %	100 %
Technology	12-8536	Active	\$273,482	▼	\$273,482	\$0	\$273,482	N/A	N/A	N/A	100 %
New Portable Restroom	12-8567	Complete	\$253,312	▼	\$253,312	\$0	\$253,312	6/11/2018	12/31/2018	100 %	100 %
<b>Nimitz Elementary School Totals:</b>			<b>\$6,914,767</b>		<b>\$6,912,977</b>	<b>\$1,790</b>	<b>\$6,914,767</b>				
<b>Regnart Elementary School</b>											
Site Utilities Replacement	17-8215	Complete	\$59,163	▼	\$59,163	\$0	\$59,163	6/3/2013	8/8/2013	100 %	100 %
Modernization	17-8502	Complete	\$5,107,160	▼	\$5,107,160	\$0	\$5,107,160	5/5/2014	8/20/2014	100 %	100 %

# Project Summary Report

Cupertino Union School District

## Measure H Bond Program

Reporting Period: Inception through 3/31/2021 (Reconciled thru 12/31/2020)

Category/Project	Project Number	Status	Bond Budget	BLR Change	Bond Exp. To Date	Budget Remaining	Estimate at Completion	Start Date	End Date	% Complete Construction	% Complete Financial
<b>Elementary Schools</b>											
Kinder Play Yard Improvements	17-8508	Complete	\$1,465	▼	\$1,465	\$0	\$1,465	7/1/2015	7/31/2015	100 %	100 %
Lighting Upgrades	17-8521	Complete	\$53,819	▼	\$53,819	\$0	\$53,819	6/17/2013	8/8/2013	100 %	100 %
Technology	17-8536	Active	\$195,150	▼	\$195,150	\$0	\$195,150	N/A	N/A	N/A	100 %
Data Infrastructure Upgrade	17-8557	Complete	\$344,498	▼	\$344,498	\$0	\$344,498	6/3/2013	8/8/2013	100 %	100 %
<b>Regnart Elementary School Totals:</b>			<b>\$5,761,255</b>		<b>\$5,761,255</b>	<b>\$0</b>	<b>\$5,761,255</b>				
<b>Sedgwick Elementary School</b>											
Modernization	14-8502	Complete	\$5,747,950	▼	\$5,747,950	\$0	\$5,747,950	2/20/2017	8/1/2017	100 %	100 %
Technology	14-8536	Active	\$233,810	▼	\$233,810	\$0	\$233,810	N/A	N/A	N/A	100 %
<b>Sedgwick Elementary School Totals:</b>			<b>\$5,981,760</b>		<b>\$5,981,760</b>	<b>\$0</b>	<b>\$5,981,760</b>				
<b>Stevens Creek Elementary School</b>											
Site Utilities Replacement	18-8215	Complete	\$109,753	▼	\$109,753	\$0	\$109,753	6/3/2013	8/8/2013	100 %	100 %
Modernization	18-8502	Active	\$8,008,258	▼	\$7,934,601	\$73,657	\$8,008,258	4/11/2016	2/28/2017	100 %	99 %
Technology	18-8536	Active	\$178,539	▼	\$178,539	\$0	\$178,539	N/A	N/A	N/A	100 %
Data Infrastructure Upgrade	18-8557	Complete	\$318,150	▼	\$318,150	\$0	\$318,150	6/3/2013	11/22/2013	100 %	100 %
Replacement of Aged Portables	18-8567	Complete	\$549,457	▼	\$549,457	\$0	\$549,457	1/1/2015	1/1/2016	100 %	100 %
<b>Stevens Creek Elementary School Totals:</b>			<b>\$9,164,157</b>		<b>\$9,090,500</b>	<b>\$73,657</b>	<b>\$9,164,157</b>				
<b>Stockmeir Elementary School</b>											
Site Utilities Replacement	19-8215	Complete	\$30,075	▼	\$30,075	\$0	\$30,075	6/3/2013	8/8/2013	100 %	100 %
Modernization	19-8502	Active	\$6,215,972	▼	\$5,819,657	\$396,315	\$6,215,972	2/18/2019	8/31/2019	100 %	94 %
Technology	19-8536	Active	\$289,499	▼	\$289,499	\$0	\$289,499	N/A	N/A	N/A	100 %

# Project Summary Report

Cupertino Union School District

## Measure H Bond Program

Reporting Period: Inception through 3/31/2021 (Reconciled thru 12/31/2020)

Category/Project	Project Number	Status	Bond Budget	BLR Change	Bond Exp. To Date	Budget Remaining	Estimate at Completion	Start Date	End Date	% Complete Construction	% Complete Financial
<b>Elementary Schools</b>											
Modernization - Phase I	19-8567	Complete	\$1,909,865	▼	\$1,909,865	\$0	\$1,909,865	6/1/2016	6/30/2017	100 %	100 %
<b>Stocklmeir Elementary School Totals:</b>			<b>\$8,445,412</b>		<b>\$8,049,097</b>	<b>\$396,315</b>	<b>\$8,445,412</b>				
<b>West Valley Elementary School</b>											
Modernization	20-8502	Complete	\$7,294,091	▼	\$7,294,091	\$0	\$7,294,091	5/16/2014	8/14/2015	100 %	100 %
Technology	20-8536	Active	\$152,868	▼	\$152,868	\$0	\$152,868	N/A	N/A	N/A	100 %
Replace Portable Classroom	20-8550	Complete	\$726,387	▼	\$726,387	\$0	\$726,387	6/5/2015	8/7/2015	100 %	100 %
Interim Housing	20-8567	Complete	\$986,881	▼	\$986,881	\$0	\$986,881	5/6/2014	9/1/2014	100 %	100 %
<b>West Valley Elementary Totals:</b>			<b>\$9,160,227</b>		<b>\$9,160,227</b>	<b>\$0</b>	<b>\$9,160,227</b>				
<b>Elementary Schools Totals:</b>			<b>\$118,898,494</b>		<b>\$111,310,660</b>	<b>\$7,587,834</b>	<b>\$118,898,494</b>				
<b>Middle Schools</b>											
<b>Cupertino Middle School</b>											
Site Infrastructure	25-8215	Complete	\$1,853,215	▼	\$1,853,215	\$0	\$1,853,215	6/18/2013	8/14/2013	100 %	100 %
New Classroom Building	25-8501	Complete	\$6,576,364	▼	\$6,576,364	\$0	\$6,576,364	11/11/2013	8/13/2014	100 %	100 %
Mod. of Bldg. 100, 200, 300 and Classroom 1 and 2	25-8502	Complete	\$5,222,407	▼	\$5,222,407	\$0	\$5,222,407	4/14/2014	8/12/2015	100 %	100 %
Multi-Purpose Building	25-8505	Complete	\$11,338,884	▼	\$11,338,884	\$0	\$11,338,884	11/21/2013	6/19/2015	100 %	100 %
Modernization of 500, 600, 700 , 800 and 900	25-8506	Complete	\$4,739,861	▼	\$4,739,861	\$0	\$4,739,861	10/31/2018	12/31/2019	100 %	100 %
Quad and PE Improvements	25-8512	Active	\$2,877,477	▼	\$2,877,188	\$289	\$2,877,477	6/12/2014	8/6/2014	100 %	100 %
Technology	25-8536	Active	\$371,506	▼	\$371,506	\$0	\$371,506	N/A	N/A	N/A	100 %
Site Work for Modular Installation	25-8550	Complete	\$152,321	▼	\$152,321	\$0	\$152,321	6/12/2017	4/1/2018	100 %	100 %
Interim Housing	25-8567	Complete	\$1,211,658	▼	\$1,211,658	\$0	\$1,211,658	5/20/2013	8/13/2013	100 %	100 %

# Project Summary Report

Cupertino Union School District

## Measure H Bond Program

Reporting Period: Inception through 3/31/2021 (Reconciled thru 12/31/2020)

Category/Project	Project Number	Status	Bond Budget	BLR Change	Bond Exp. To Date	Budget Remaining	Estimate at Completion	Start Date	End Date	% Complete Construction	% Complete Financial
<b>Cupertino Middle School Totals:</b>			<b>\$34,343,693</b>		<b>\$34,343,404</b>	<b>\$289</b>	<b>\$34,343,693</b>				
<b>Hyde Middle School</b>											
Campus Modernization	26-8502	Complete	\$6,191,441	▼	\$6,191,441	\$0	\$6,191,441	1/12/2015	7/24/2015	100 %	100 %
Roofing Replacement	26-8528	Complete	\$437,076	▼	\$437,076	\$0	\$437,076	1/1/2015	12/31/2015	100 %	100 %
Technology	26-8536	Active	\$303,602	▼	\$303,602	\$0	\$303,602	N/A	N/A	N/A	100 %
Interim Housing	26-8550	Complete	\$469,768	▼	\$469,768	\$0	\$469,768	11/17/2014	1/1/2015	100 %	100 %
Replacement of Leased Portables	26-8567	Complete	\$245,381	▼	\$245,381	\$0	\$245,381	6/18/2015	9/30/2016	100 %	100 %
<b>Hyde Middle School Totals:</b>			<b>\$7,647,269</b>		<b>\$7,647,269</b>	<b>\$0</b>	<b>\$7,647,269</b>				
<b>Kennedy Middle School</b>											
Campus Modernization	27-8502	Complete	\$6,760,069	▼	\$6,760,069	\$0	\$6,760,069	1/23/2017	11/23/2017	100 %	100 %
Technology	27-8536	Active	\$338,144	▼	\$338,144	\$0	\$338,144	N/A	N/A	N/A	100 %
Replacement of Aged Portables	27-8567	Complete	\$349,985	▼	\$349,985	\$0	\$349,985	6/18/2015	8/14/2015	100 %	100 %
<b>Kennedy Middle School Totals:</b>			<b>\$7,448,197</b>		<b>\$7,448,197</b>	<b>\$0</b>	<b>\$7,448,197</b>				
<b>Lawson Middle School</b>											
Soil Remediation	24-8213	Complete	\$160,607	▼	\$160,607	\$0	\$160,607	11/1/2013	11/30/2013	100 %	100 %
Site Infrastructure	24-8215	Complete	\$558,844	▼	\$558,844	\$0	\$558,844	7/8/2013	8/16/2013	100 %	100 %
New Classroom Building	24-8501	Complete	\$10,194,350	▼	\$10,194,350	\$0	\$10,194,350	1/3/2014	9/29/2014	100 %	100 %
Modernization of Classrooms 3, 25 and 26	24-8502	Complete	\$936,684	▼	\$936,684	\$0	\$936,684	6/12/2014	8/8/2014	100 %	100 %
New Music Building	24-8505	Complete	\$2,389,845	▼	\$2,389,845	\$0	\$2,389,845	2/11/2014	9/24/2014	100 %	100 %

# Project Summary Report

Cupertino Union School District

## Measure H Bond Program

Reporting Period: Inception through 3/31/2021 (Reconciled thru 12/31/2020)

Category/Project	Project Number	Status	Bond Budget	BLR Change	Bond Exp. To Date	Budget Remaining	Estimate at Completion	Start Date	End Date	% Complete Construction	% Complete Financial
<b>Middle Schools</b>											
Campus Modernization	24-8506	Active	\$1,571,427	▼	\$213,379	\$1,358,048	\$1,571,427	6/1/2021	8/31/2021	0 %	14 %
Track & Field	24-8512	Complete	\$3,660,455	▼	\$3,660,455	\$0	\$3,660,455	6/12/2014	1/5/2015	100 %	100 %
Technology	24-8536	Active	\$408,417	▼	\$408,417	\$0	\$408,417	N/A	N/A	N/A	100 %
District Office Demolition	24-8551	Complete	\$993,905	▼	\$993,905	\$0	\$993,905	8/22/2013	12/17/2013	100 %	100 %
Interim Housing	24-8567	Complete	\$993,313	▼	\$993,313	\$0	\$993,313	4/11/2013	8/19/2013	100 %	100 %
<b>Lawson Middle School Totals:</b>			<b>\$21,867,848</b>		<b>\$20,509,799</b>	<b>\$1,358,048</b>	<b>\$21,867,848</b>				
<b>Miller Middle School</b>											
Campus Modernization	28-8502	Complete	\$6,813,668	▼	\$6,513,668	\$300,000	\$6,813,668	1/12/2015	7/24/2015	100 %	96 %
Site Work for Modular Installation	28-8505	Complete	\$156,401	▼	\$156,401	\$0	\$156,401	1/12/2015	7/24/2015	100 %	100 %
Roofing Repairs	28-8528	Complete	\$482,257	▼	\$482,257	\$0	\$482,257	6/15/2016	8/1/2017	100 %	100 %
Technology	28-8536	Active	\$298,493	▼	\$298,493	\$0	\$298,493	N/A	N/A	N/A	100 %
Interim Housing	28-8550	Complete	\$500,195	▼	\$500,195	\$0	\$500,195	6/1/2015	7/28/2015	100 %	100 %
Replacement of Leased Portables	28-8567	Complete	\$177,823	▼	\$177,823	\$0	\$177,823	6/18/2015	8/14/2015	100 %	100 %
<b>Miller Middle School Totals:</b>			<b>\$8,428,836</b>		<b>\$8,128,836</b>	<b>\$300,000</b>	<b>\$8,428,836</b>				
<b>Middle Schools Totals:</b>			<b>\$79,735,843</b>		<b>\$78,077,505</b>	<b>\$1,658,338</b>	<b>\$79,735,843</b>				
<b>Districtwide</b>											
<b>Districtwide - General</b>											
Property Acquisition/Improvement	14-8501	Active	\$4,053,283	▼	\$3,972,411	\$80,872	\$4,053,283	N/A	N/A	N/A	98 %
District Corporation Yard	31-8501	Complete	\$1,545,878	▼	\$1,545,878	\$0	\$1,545,878	N/A	N/A	N/A	100 %
District Office - Lease Option	32-8537	Active	\$3,433,872	▼	\$3,255,081	\$178,791	\$3,433,872	N/A	N/A	N/A	95 %

# Project Summary Report

Cupertino Union School District

## Measure H Bond Program



Reporting Period: Inception through 3/31/2021 (Reconciled thru 12/31/2020)

Category/Project	Project Number	Status	Bond Budget	BLR Change	Bond Exp. To Date	Budget Remaining	Estimate at Completion	Start Date	End Date	% Complete Construction	% Complete Financial
<b>Districtwide</b>											
Hazardous Material Removal	66-8213	Complete	\$452	▼	\$452	\$0	\$452	N/A	N/A	N/A	100 %
Playgrounds / Landscaping / Fields	66-8508	Complete	\$274,140	▼	\$274,140	\$0	\$274,140	N/A	N/A	N/A	100 %
Furniture, Fixtures & Equipment	66-8534	Complete	\$1,001,115	▼	\$1,000,115	\$1,000	\$1,001,115	N/A	N/A	N/A	100 %
Districtwide Security	66-8540	Complete	\$35,293	▼	\$35,293	\$0	\$35,293	N/A	N/A	N/A	100 %
Interim Housing	66-8550	Complete	\$0	▼	\$0	\$0	\$0	N/A	N/A	N/A	0 %
DSA Legacy Project Closeout	66-8562	Active	\$217,453	▼	\$197,518	\$19,936	\$217,453	N/A	N/A	N/A	91 %
Moving and Storage	66-8565	Active	\$52,819	▼	\$44,267	\$8,552	\$52,819	N/A	N/A	N/A	84 %
Purchase of District-Leased Portable Classrooms	66-8567	Complete	\$41,871	▼	\$41,871	\$0	\$41,871	N/A	N/A	N/A	100 %
<b>Districtwide - General Totals</b>			<b>\$10,656,177</b>		<b>\$10,367,026</b>	<b>\$289,151</b>	<b>\$10,656,177</b>				
<b>Program Costs</b>											
Bond Program Admin Expenses	66-8502	Active	\$3,550,000	▼	\$3,280,590	\$269,410	\$3,550,000	N/A	N/A	N/A	92 %
Bond Program Planning	66-8541	Active	\$1,300,000	▼	\$1,164,286	\$135,714	\$1,300,000	N/A	N/A	N/A	90 %
Bond Program Miscellaneous Expenses	66-8561	Active	\$1,970,311	▼	\$1,888,108	\$82,203	\$1,970,311	N/A	N/A	N/A	96 %
<b>Program Costs Totals:</b>			<b>\$6,820,311</b>		<b>\$6,332,984</b>	<b>\$487,327</b>	<b>\$6,820,311</b>				
<b>Technology</b>											
Technology	63-8536	Active	\$3,802,658	▼	\$3,640,446	\$162,212	\$3,802,658	N/A	N/A	N/A	96 %
Technology - Data Infrastructure	66-8536	Active	\$475,602	▼	\$154,805	\$320,797	\$475,602	N/A	N/A	N/A	33 %
<b>Technology Totals:</b>			<b>\$4,278,260</b>		<b>\$3,795,251</b>	<b>\$483,009</b>	<b>\$4,278,260</b>				
<b>Contingency</b>											

# Project Summary Report

## Measure H Bond Program

Reporting Period: Inception through 3/31/2021 (Reconciled thru 12/31/2020)

Category/Project	Project Number	Status	Bond Budget	BLR Change	Bond Exp. To Date	Budget Remaining	Estimate at Completion	Start Date	End Date	% Complete Construction	% Complete Financial
<b>Districtwide</b>											
Growth Contingency	52-8513	Active	\$338,570		\$0	\$338,570	\$338,570	N/A	N/A	N/A	0 %
Program Contingency	66-8513	Active	\$2,185,049		\$0	\$2,185,049	\$2,185,049	N/A	N/A	N/A	0 %
<b>Contingency Totals:</b>			<b>\$2,523,619</b>		<b>\$0</b>	<b>\$2,523,619</b>	<b>\$2,523,619</b>				
<b>Districtwide Totals:</b>			<b>\$24,278,367</b>		<b>\$20,495,261</b>	<b>\$3,783,106</b>	<b>\$24,278,367</b>				
<b>Unallocated Interest Earned:</b>			<b>\$219,195</b>								
<b>Grand Total:</b>			<b>\$223,131,899</b>		<b>\$209,883,426</b>	<b>\$13,248,472</b>	<b>\$222,912,704</b>				

**This report reflects funding sources, actual expenses to date and accruals posted for fiscal year end close.**

"Start Date" : Notice to proceed on construction activities.

"End Date" : When project is available for intended use


"% Complete Construction" : Report date vs. construction duration of project.


"% Complete Financial" : Bond Expenses to Date divided by Bond Budget.

Cancelled, Consolidated and Pending projects have been removed from this report for ease of review.

Start/End Dates and Estimate at Completion reflect latest project updates and may include data more current than the financial reporting period.

Rounding variances in dollar amounts may occur.

 : Notes prior budget/scope changes

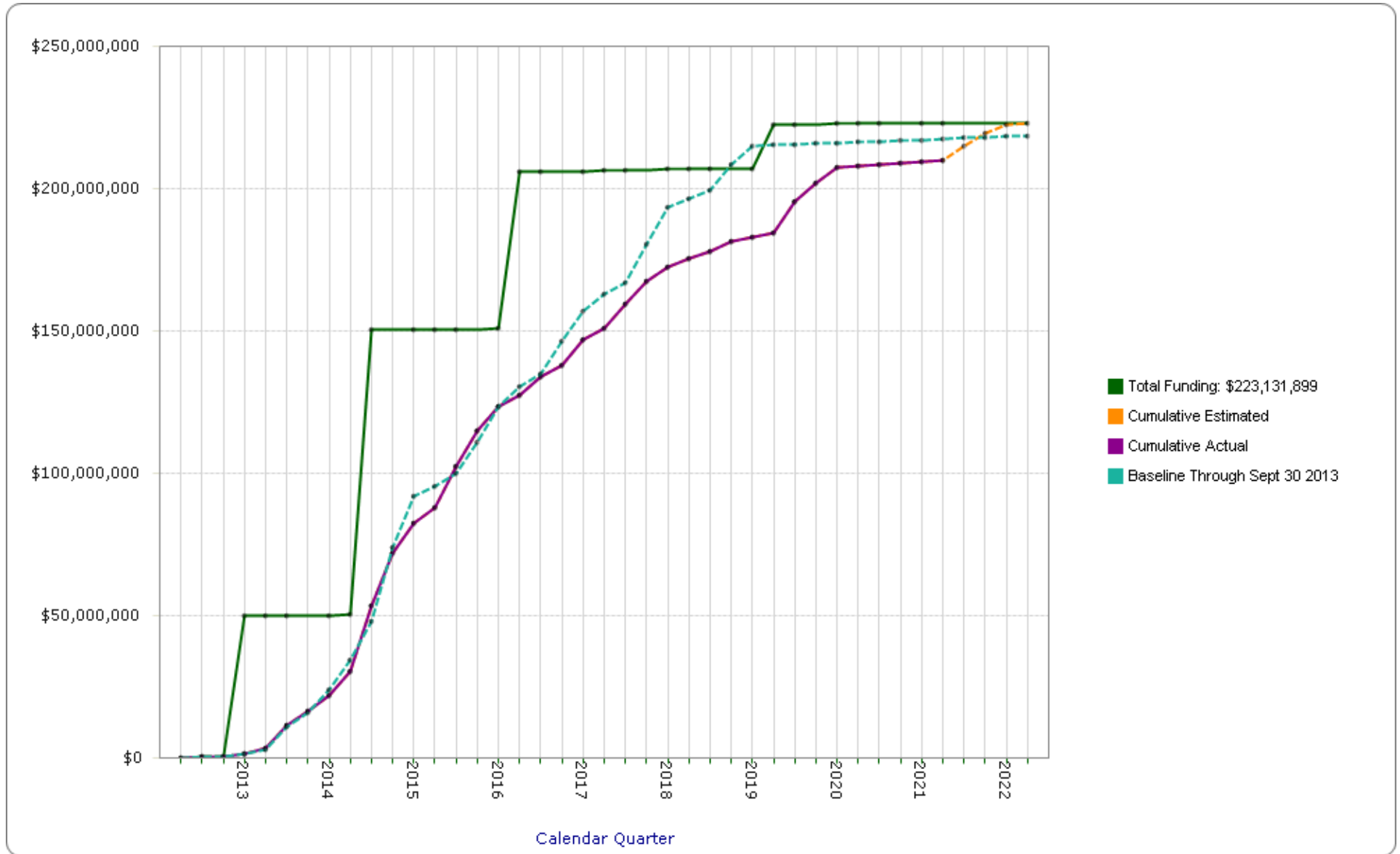
 : Notes new changes to budget/scope



# Measure H Bond Program

Fiscal Year 2020 - 2021 Q3

Spend Data thru 3/31/2021



*Cupertino Union School District Measure H Bond Program Implementation Plan*

Site/Project	Construction Start	Phase
Districtwide Technology Refresh (All campuses & DO)	2013	Complete
District Administrative Office Relocation	2013	Complete
District Corporation Yard Storage Building	2013	Complete
Summer 2013 Fast-Track Projects	2013	Complete
Cupertino Middle School - New Buildings	2013	Complete
Lawson Middle School - New Buildings	2013	Complete
Cupertino Middle School - 100, 200, 300, CRs 1 & 5	2014	Complete
Meyerholz Elementary School	2014	Complete
Regnart Elementary School	2014	Complete
Sedgwick Elementary School	2014	Complete
West Valley Elementary School	2014	Complete
Montclair ES (SDC relo., GLC, ext. paint, track)	2014	Complete
Muir ES Relocation of 5 YCC/CAP CRs from Sedgwick	2014	Complete
Meyerholz ES Installation of 2 portable classrooms	2014	Complete
Faria ES Installation of 2 portable classrooms	2014	Complete
Hyde Middle School	2015	Complete
Miller Middle School	2015	Complete
McAuliffe Elementary School	2015	Complete
Muir Elementary School	2015	Complete
Garden Gate Elementary School	2015	Complete
Stevens Creek Elementary School	2016	Complete
Kennedy Middle School	2017	Complete
De Vargas Elementary School	2017	Complete
Dilworth Elementary School	2017	Complete
Stocklmeir Elementary School – Modernization Phase I	2017	Complete
Montclair Elementary School	2017	Complete
Cupertino Middle School - Modernization	2017	Complete
Stocklmeir Elementary School – East Campus	2019	Complete
Eisenhower Elementary School	2019	Complete
Nimitz Elementary School	2019	Complete
Lincoln Elementary School	2019	Complete
Faria Elementary School	2019	Complete
Collins Elementary School	2021	Planning
Murdock-Portal Elementary School	2021	Planning
Blue Hills Elementary School	2021	Planning
Eaton Elementary School	2021	Planning
Lawson Middle School	2021	Planning